

For Research Use Only

Zyxin Polyclonal antibody

Catalog Number: 10330-1-AP

Featured Product

8 Publications



Basic Information

Catalog Number:

10330-1-AP

Size:

150ul, Concentration: 350 ug/ml by Nanodrop and 220 ug/ml by Bradford method using BSA as the standard;

Source:

Rabbit

Isotype:

IgG

Immunogen Catalog Number:

AG0419

GenBank Accession Number:

BC008743

GeneID (NCBI):

7791

UNIPROT ID:

Q15942

Full Name:

zyxin

Calculated MW:

80 kDa

Observed MW:

78 kDa

Purification Method:

Antigen affinity purification

Recommended Dilutions:

WB 1:1000-1:5000

IHC 1:50-1:500

IF/ICC 1:50-1:500

Applications

Tested Applications:

WB, IHC, IF/ICC, ELISA

Cited Applications:

WB, IF, IP

Species Specificity:

human

Cited Species:

human, mouse, rabbit

Note-IHC: suggested antigen retrieval with TE buffer pH 9.0; (*) Alternatively, antigen retrieval may be performed with citrate buffer pH 6.0

Positive Controls:

WB: A549 cells, HeLa cells, MCF-7 cells

IHC: mouse kidney tissue,

IF/ICC: A549 cells,

Background Information

Focal adhesions are actin-rich structures that enable cells to adhere to the extracellular matrix and at which protein complexes involved in signal transduction assemble. Zyxin (ZYN) is a zinc-binding phosphoprotein that concentrates at focal adhesions and along the actin cytoskeleton. Zyxin has an N-terminal proline-rich domain and three LIM domains in its C-terminal half. The proline-rich domain may interact with SH3 domains of proteins involved in signal transduction pathways while the LIM domains are likely involved in protein-protein binding. Zyxin may function as a messenger in the signal transduction pathway that mediates adhesion-stimulated changes in gene expression and may modulate the cytoskeletal organization of actin bundles.

Notable Publications

Author	Pubmed ID	Journal	Application
Gaoming Li	30328655	Cell Prolif	IF
Rong Yan	34657146	Cell Death Dis	WB,IF
Natalia Schiefermeier	24841562	J Cell Biol	IF

Storage

Storage:

Store at -20°C. Stable for one year after shipment.

Storage Buffer:

PBS with 0.02% sodium azide and 50% glycerol pH 7.3.

Aliquoting is unnecessary for -20°C storage

*** 20ul sizes contain 0.1% BSA

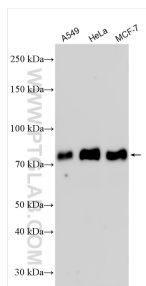
For technical support and original validation data for this product please contact:

T: 1 (888) 4PTGLAB (1-888-478-4522) (toll free in USA), or 1(312) 455-8498 (outside USA)

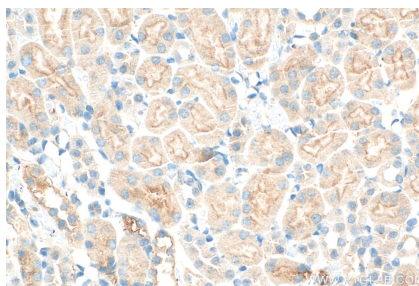
E: proteintech@ptglab.com
W: ptglab.com

This product is exclusively available under Proteintech Group brand and is not available to purchase from any other manufacturer.

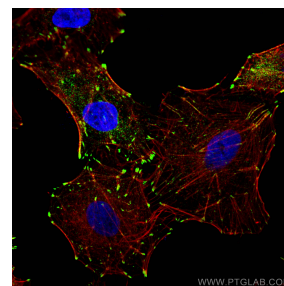
Selected Validation Data



Various lysates were subjected to SDS PAGE followed by western blot with 10330-1-AP (Zyxin antibody) at dilution of 1:2500 incubated at room temperature for 1.5 hours.



Immunohistochemical analysis of paraffin-embedded mouse kidney tissue slide using 10330-1-AP (Zyxin antibody) at dilution of 1:200 (under 40x lens). Heat mediated antigen retrieval with Tris-EDTA buffer (pH 9.0).



Immunofluorescent analysis of (4% PFA) fixed A549 cells using Zyxin antibody (10330-1-AP) at dilution of 1:200 and Coralite®488-Conjugated Goat Anti-Rabbit IgG(H+L), CL594-Phalloidin (red).