

For Research Use Only

# GRASP65, GORASP1 Polyclonal antibody

Catalog Number: 10747-2-AP

9 Publications



## Basic Information

### Catalog Number:

10747-2-AP

### Size:

150ul, Concentration: 800 ug/ml by Nanodrop;

### Source:

Rabbit

### Isotype:

IgG

### Immunogen Catalog Number:

AG1054

### GenBank Accession Number:

BC008928

### GeneID (NCBI):

64689

### UNIPROT ID:

Q9BQQ3

### Full Name:

golgi reassembly stacking protein 1, 65kDa

### Calculated MW:

46 kDa

### Observed MW:

65-70 kDa

### Purification Method:

Antigen affinity purification

### Recommended Dilutions:

WB 1:1000-1:5000

IF/ICC 1:50-1:500

## Applications

### Tested Applications:

WB, IF/ICC, ELISA

### Cited Applications:

WB, IF

### Species Specificity:

human, mouse, rat

### Cited Species:

human, mouse

### Positive Controls:

WB : A549 cells, HEK-293 cells, HeLa cells

IF/ICC : HeLa cells,

## Background Information

Golgi reassembly-stacking protein 1 is a protein that in humans is encoded by the GORASP1 gene. The Golgi complex plays a key role in the sorting and modification of proteins exported from the endoplasmic reticulum. The protein encoded by this gene is a membrane protein involved in establishing the stacked structure of the Golgi apparatus. It is a caspase-3 substrate, and cleavage of this encoded protein contributes to Golgi fragmentation in apoptosis. This encoded protein can form a complex with the Golgi matrix protein GOLGA2, and this complex binds to the vesicle docking protein p115. Several alternatively spliced transcript variants of this gene have been identified, but their full-length natures have not been determined. (refer to Wikipedia)

## Notable Publications

Author	Pubmed ID	Journal	Application
Guang Ji	31264250	J Cell Biochem	IF
Maryam Arab	36512212	Methods Mol Biol	WB
Stephen Ireland	32179476	iScience	WB

## Storage

### Storage:

Store at -20°C. Stable for one year after shipment.

### Storage Buffer:

PBS with 0.02% sodium azide and 50% glycerol pH 7.3.

Aliquoting is unnecessary for -20°C storage

\*\*\* 20ul sizes contain 0.1% BSA

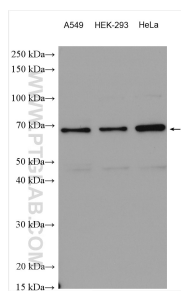
For technical support and original validation data for this product please contact:

T: 1 (888) 4PTGLAB (1-888-478-4522) (toll free in USA), or 1(312) 455-8498 (outside USA)

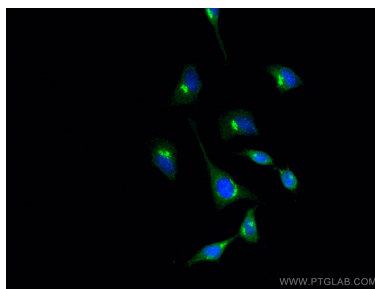
E: [proteintech@ptglab.com](mailto:proteintech@ptglab.com)  
W: [ptglab.com](http://ptglab.com)

This product is exclusively available under Proteintech Group brand and is not available to purchase from any other manufacturer.

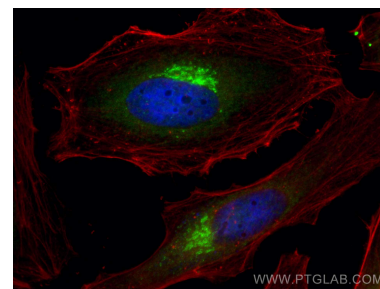
## Selected Validation Data



Various lysates were subjected to SDS PAGE followed by western blot with 10747-2-AP (GRASP65, GORASP1 antibody) at dilution of 1:2500 incubated at room temperature for 1.5 hours.



Immunofluorescent analysis of (-20°C Methanol) fixed HeLa cells using GRASP65, GORASP1 antibody (10747-2-AP) at dilution of 1:200 and CoraLite®488-Conjugated AffiniPure Goat Anti-Rabbit IgG(H+L).



Immunofluorescent analysis of (-20°C Methanol) fixed HeLa cells using GRASP65, GORASP1 antibody (10747-2-AP) at dilution of 1:400 and CoraLite®488-Conjugated AffiniPure Goat Anti-Rabbit IgG(H+L), CoraLite®594 Beta Actin antibody (CL594-66009, Clone: 2D4H5, red).