

For Research Use Only

# IL-13RA2 Polyclonal antibody

Catalog Number: 11059-1-AP

Featured Product

13 Publications



## Basic Information

### Catalog Number:

11059-1-AP

### Size:

150ul, Concentration: 400 ug/ml by Nanodrop;

### Source:

Rabbit

### Isotype:

IgG

### Immunogen Catalog Number:

AG1534

### GenBank Accession Number:

BC020739

### GeneID (NCBI):

3598

### UNIPROT ID:

Q14627

### Full Name:

interleukin 13 receptor, alpha 2

### Calculated MW:

380 aa, 44 kDa

### Observed MW:

55-70 kDa

### Purification Method:

Antigen affinity purification

### Recommended Dilutions:

WB: 1:500-1:2000

IHC: 1:50-1:500

## Applications

### Tested Applications:

WB, IHC, ELISA

### Cited Applications:

WB, IHC, IF, IP

### Species Specificity:

human

### Cited Species:

human, mouse, rat

### Positive Controls:

WB: A375 cells,

IHC: human breast cancer tissue, human brain tissue, human gliomas tissue, human liver cancer tissue, human ovary tumor tissue

**Note-IHC: suggested antigen retrieval with TE buffer pH 9.0; (\*) Alternatively, antigen retrieval may be performed with citrate buffer pH 6.0**

## Background Information

IL13RA2, also named as IL13R and CD213a2, belongs to the type I cytokine receptor family. It binds as a monomer with high affinity to interleukin-13 (IL13), but not to interleukin-4 (IL4). IL13RA2 lacks the cytoplasmic domain for signaling, indicating that it acts as a decoy receptor. IL13RA2 gene polymorphisms have been associated with systemic sclerosis (PMID: 16981293). Overexpression of IL13RA2 gene has been reported in several types of cancer, including melanoma, lung cancer, and brain tumor, which makes it a potential immunotherapeutic target (PMID: 19895199; 24970476; 24021875).

## Notable Publications

Author	Pubmed ID	Journal	Application
Tingting Feng	34652890	Cancer Biol Med	WB,IP,IF
Taichi Ishikawa	34039830	J Oral Sci	IF
Xiaoqi Wang	35367277	J Control Release	IF

## Storage

### Storage:

Store at -20°C. Stable for one year after shipment.

### Storage Buffer:

PBS with 0.02% sodium azide and 50% glycerol, pH7.3

Aliquoting is unnecessary for -20°C storage

\*\*\* 20ul sizes contain 0.1% BSA

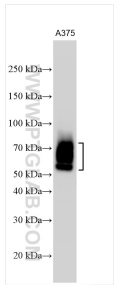
For technical support and original validation data for this product please contact:

T: 1 (888) 4PTGLAB (1-888-478-4522) (toll free in USA), or 1(312) 455-8498 (outside USA)

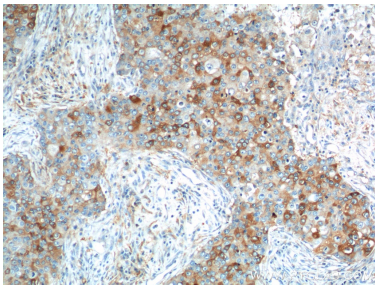
E: [proteintech@ptglab.com](mailto:proteintech@ptglab.com)  
W: [ptglab.com](http://ptglab.com)

This product is exclusively available under Proteintech Group brand and is not available to purchase from any other manufacturer.

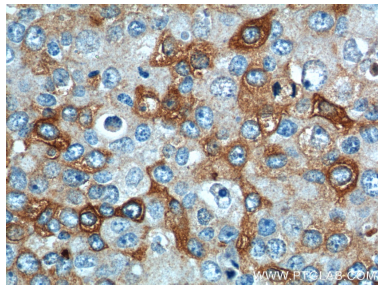
Selected Validation Data



A375 cells were subjected to SDS PAGE followed by western blot with 11059-1-AP (IL-13RA2 antibody) at dilution of 1:1000 incubated at room temperature for 1.5 hours.



Immunohistochemical analysis of paraffin-embedded human breast cancer tissue slide using 11059-1-AP (IL13RA2 antibody at dilution of 1:200 (under 10x lens).



Immunohistochemical analysis of paraffin-embedded human breast cancer tissue slide using 11059-1-AP (IL13RA2 antibody at dilution of 1:200 (under 40x lens).