

For Research Use Only

# DNTTIP1 Polyclonal ANTIBODY

Catalog Number: 11637-1-AP



## Basic Information

Catalog Number:  
11637-1-AP

Size:  
38 µg/150 µl

Source:  
Rabbit

Isotype:  
IgG

Purification Method:  
Antigen affinity purification  
Immunogen Catalog Number:  
AG2213

GenBank Accession Number:  
BC024290

GeneID (NCBI):  
116092

Full Name:  
deoxy nucleotidyltransferase, terminal,  
interacting protein 1

Calculated MW:  
329aa, 37 kDa

Observed MW:  
37 kDa

Recommended Dilutions:

WB 1:500-1:1000

IP 0.5-4.0 µg for IP and 1:200-1:1000 for WB

IF 1:50-1:500

## Applications

Tested Applications:  
ELISA, IP, WB, IF

Species Specificity:  
human, mouse, rat

Positive Controls:

WB : HeLa cells;

IP : HeLa cells;

IF : HeLa cells;

## Background Information

DNTTIP1, also named as Deoxynucleotidyltransferase terminal-interacting protein 1, is a 329 amino acid protein, which contains a Nuclear localization signal and localizes in the nuclear. DNTTIP1 also acts as a transcriptional regulator, which binding to the consensus sequence 5'-GNTGCATG-3' following an AT-tract. Associates with RAB20 promoter and positively regulates its transcription.

## Notable Publications

Author	Pubmed ID	Journal	Application
--------	-----------	---------	-------------

## Storage

Storage:

Store at -20°C. Stable for one year after shipment.

Storage Buffer:

PBS with 0.1% sodium azide and 50% glycerol pH 7.3.

Aliquoting is unnecessary for -20°C storage

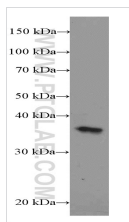
For technical support and original validation data for this product please contact:

T: 1 (888) 4PTGLAB (1-888-478-4522) (toll free in USA), or 1(312) 455-8498 (outside USA)

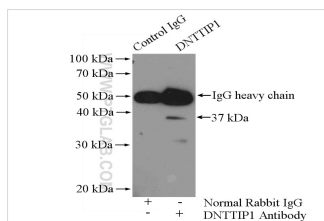
E: [proteintech@ptglab.com](mailto:proteintech@ptglab.com)  
W: [ptglab.com](http://ptglab.com)

This product is exclusively available under Proteintech Group brand and is not available to purchase from any other manufacturer.

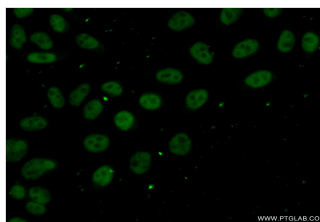
## Selected Validation Data



HeLa cell were subjected to SDS PAGE followed by western blot with 11637-1-AP (DNTTIP1 Antibody) at dilution of 1:500



IP Result of anti-DNTTIP1 (IP: 11637-1-AP; 4 $\mu$ g; Detection: 11637-1-AP 1:300) with HeLa cells lysate 1200 $\mu$ g.



Immunofluorescent analysis of ( 10% Formaldehyde ) fixed HeLa cells using 11637-1-AP(DNTTIP1 antibody) at dilution of 1:50 and Alexa Fluor 488-conjugated AffiniPure Goat Anti-Rabbit IgG(H+L)