

For Research Use Only

ARL15 Polyclonal antibody

Catalog Number: 11934-1-AP

Featured Product

4 Publications



Basic Information

Catalog Number:

11934-1-AP

Size:

150ul, Concentration: 350 ug/ml by Nanodrop and 227 ug/ml by Bradford method using BSA as the standard;

Source:

Rabbit

Isotype:

IgG

Immunogen Catalog Number:

AG2530

GenBank Accession Number:

BC026093

GeneID (NCBI):

54622

UNIPROT ID:

Q9NXU5

Full Name:

ADP-ribosylation factor-like 15

Calculated MW:

204 aa, 23 kDa

Observed MW:

23 kDa

Purification Method:

Antigen affinity purification

Recommended Dilutions:

WB 1:200-1:1000

IP 0.5-4.0 ug for 1.0-3.0 mg of total protein lysate

IHC 1:50-1:500

Applications

Tested Applications:

WB, IP, IHC, ELISA

Cited Applications:

WB, IP, IHC

Species Specificity:

human, mouse, rat

Cited Species:

human, mouse

Positive Controls:

WB : mouse thymus tissue,

IP : mouse thymus tissue,

IHC : human lymphoma tissue,

Note-IHC: suggested antigen retrieval with TE buffer pH 9.0; (*) Alternatively, antigen retrieval may be performed with citrate buffer pH 6.0

Background Information

ARL15(ADP-ribosylation factor-like protein 15) is also named as ARFRP2(ADP-ribosylation factor-related protein 2) and belongs to the small GTPase superfamily and Arf family. ADP-ribosylation factor-related protein (ARF) is a membrane-associated GTPase with remote similarity to the family of ADP-ribosylation factors (ARF) (PMID:10092663). Arl15 is present in chordates but not lower eukaryotes. Arl15 lacks a site for N-myristoylation, but the N-terminal region contains several well-conserved cysteines, suggesting that it may be palmitoylated (PMID:17506703).

Notable Publications

Author	Pubmed ID	Journal	Application
Jie Zhao	28322786	Biochem Biophys Res Commun	IHC
Jiayi Shen	30682341	Life Sci	WB
Zhiyong Bai	34928937	PLoS Biol	IP

Storage

Storage:

Store at -20°C. Stable for one year after shipment.

Storage Buffer:

PBS with 0.02% sodium azide and 50% glycerol pH 7.3.

Aliquoting is unnecessary for -20°C storage

*** 20ul sizes contain 0.1% BSA


For technical support and original validation data for this product please contact:

T: 1 (888) 4PTGLAB (1-888-478-4522) (toll free in USA), or 1(312) 455-8498 (outside USA)

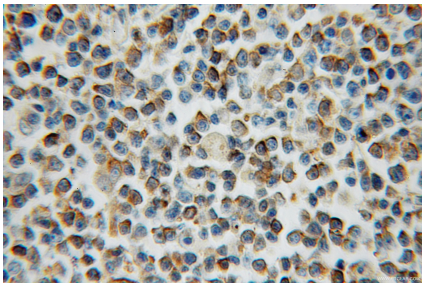
E: proteintech@ptglab.com
W: ptglab.com

This product is exclusively available under Proteintech Group brand and is not available to purchase from any other manufacturer.

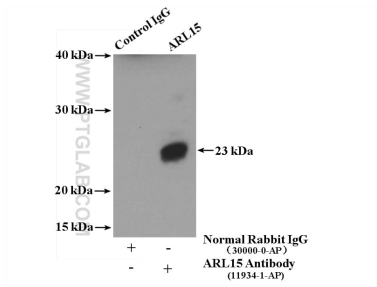
Selected Validation Data



mouse thymus tissue were subjected to SDS PAGE followed by western blot with 11934-1-AP (ARL15 antibody) at dilution of 1:300 incubated at room temperature for 1.5 hours.



Immunohistochemical analysis of paraffin-embedded human lymphoma using 11934-1-AP (ARL15 antibody) at dilution of 1:50 (under 40x lens).



IP result of anti-ARL15 (IP:11934-1-AP, 4ug; Detection:11934-1-AP 1:300) with mouse thymus tissue lysate 4000 ug.