

For Research Use Only

TTRAP Polyclonal antibody

Catalog Number: 12203-1-AP

Featured Product

5 Publications



Basic Information

Catalog Number:

12203-1-AP

Size:

150ul, Concentration: 600 ug/ml by Nanodrop;

Source:

Rabbit

Isotype:

IgG

Immunogen Catalog Number:

AG2846

GenBank Accession Number:

BC017553

GeneID (NCBI):

51567

UNIPROT ID:

O95551

Full Name:

TRAF and TNF receptor associated protein

Calculated MW:

362 aa, 41 kDa

Observed MW:

49 kDa

Purification Method:

Antigen affinity purification

Recommended Dilutions:

WB 1:2000-1:16000

IP 0.5-4.0 ug for 1.0-3.0 mg of total protein lysate

Applications

Tested Applications:

WB, IP, ELISA

Cited Applications:

WB

Species Specificity:

human, mouse, rat

Cited Species:

human, mouse

Positive Controls:

WB : HEK-293T cells, HepG2 cells, human spleen tissue, HeLa cells

IP : HepG2 cells,

Background Information

TTRAP is a 5-prime tyrosyl-DNA phosphodiesterase that is required for efficient repair of topoisomerase II-induced DNA double-strand breaks. Thus it can remove lots of covalent adducts from DNA through hydrolysis of a 5'-phosphodiester bond, generating a free 5' phosphate to DNA. It also has 3'-tyrosyl DNA phosphodiesterase activity, but not so efficient as TDP1. TTRAP functions as a negative regulator of ETS1 and inhibit nuclear factor-kappa-B activation.

Notable Publications

Author	Pubmed ID	Journal	Application
Inken Flörkemeier	36142413	Int J Mol Sci	WB
Graeme Thomson	23416181	Anal Biochem	WB
Bin Zhang	31965061	Cell Death Differ	WB

Storage

Storage:

Store at -20°C. Stable for one year after shipment.

Storage Buffer:

PBS with 0.02% sodium azide and 50% glycerol pH 7.3.

Aliquoting is unnecessary for -20°C storage

*** 20ul sizes contain 0.1% BSA

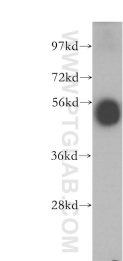
For technical support and original validation data for this product please contact:

T: 1 (888) 4PTGLAB (1-888-478-4522) (toll free in USA), or 1(312) 455-8498 (outside USA)

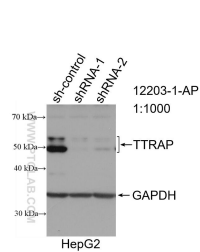
E: proteintech@ptglab.com
W: ptglab.com

This product is exclusively available under Proteintech Group brand and is not available to purchase from any other manufacturer.

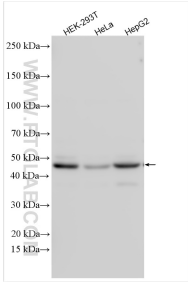
Selected Validation Data



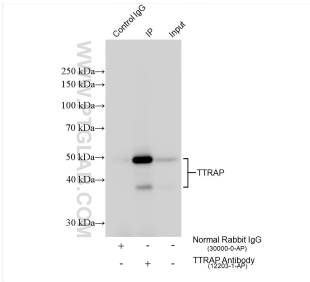
human spleen tissue were subjected to SDS PAGE followed by western blot with 12203-1-AP (TTRAP antibody) at dilution of 1:500 incubated at room temperature for 1.5 hours.



WB result of TTRAP antibody (12203-1-AP; 1:1000; incubated at room temperature for 1.5 hours) with sh-Control and sh-TTRAP transfected HepG2 cells.



Various lysates were subjected to SDS PAGE followed by western blot with 12203-1-AP (TTRAP antibody) at dilution of 1:8000 incubated at room temperature for 1.5 hours.



IP result of anti-TTRAP (IP:12203-1-AP, 4ug; Detection:12203-1-AP 1:5000) with HepG2 cells lysate 1600 ug.