

For Research Use Only

TSGA10 Polyclonal antibody

Catalog Number: 12593-1-AP **7 Publications**



Basic Information

Catalog Number: 12593-1-AP	GenBank Accession Number: BC028366	Purification Method: Antigen affinity purification
Size: 150ul , Concentration: 600 µg/ml by Nanodrop and 333 µg/ml by Bradford method using BSA as the standard;	GeneID (NCBI): 80705	Recommended Dilutions: WB 1:1000-1:6000 IHC 1:50-1:500
Source: Rabbit	UNIPROT ID: Q9BZW7	
Isotype: IgG	Full Name: testis specific, 10	
Immunogen Catalog Number: AG3311	Calculated MW: 698 aa, 81 kDa	
	Observed MW: 81 kDa	

Applications

Tested Applications: IHC, WB, ELISA	Positive Controls: WB : rat testis tissue, mouse testis tissue IHC : human testis tissue,
Cited Applications: IF, IHC, WB	
Species Specificity: human, mouse, rat	
Cited Species: human, mouse	
Note-IHC: suggested antigen retrieval with TE buffer pH 9.0; (*) Alternatively, antigen retrieval may be performed with citrate buffer pH 6.0	

Notable Publications

Author	Pubmed ID	Journal	Application
Yan-Wei Sha	28905369	Clin Genet	WB,IF
Yan-Wei Sha	30298696	Clin Genet	IF
Chong Yin	33240893	Front Cell Dev Biol	WB,IHC

Storage


Storage:
Store at -20°C. Stable for one year after shipment.
Storage Buffer:
PBS with 0.02% sodium azide and 50% glycerol pH 7.3.
Aliquoting is unnecessary for -20°C storage

*** 20ul sizes contain 0.1% BSA

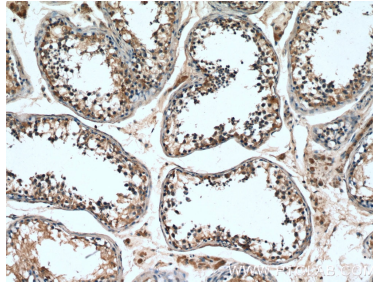
For technical support and original validation data for this product please contact:
T: 1 (888) 4PTGLAB (1-888-478-4522) (toll free in USA), or 1(312) 455-8498 (outside USA)
E: proteintech@ptglab.com
W: ptglab.com

This product is exclusively available under Proteintech Group brand and is not available to purchase from any other manufacturer.

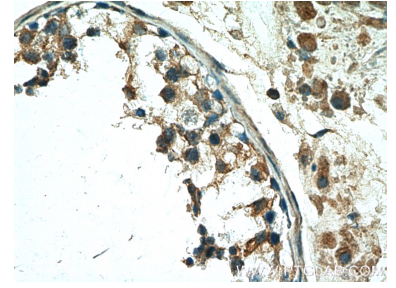
Selected Validation Data



rat testis tissue were subjected to SDS PAGE followed by western blot with 12593-1-AP (TSGA10 Antibody) at dilution of 1:3000 incubated at room temperature for 1.5 hours.



Immunohistochemical analysis of paraffin-embedded human testis tissue slide using 12593-1-AP (TSGA10 Antibody) at dilution of 1:200 (under 10x lens).



Immunohistochemical analysis of paraffin-embedded human testis tissue slide using 12593-1-AP (TSGA10 Antibody) at dilution of 1:200 (under 40x lens).