

For Research Use Only

GAGE7 Polyclonal antibody

Catalog Number: 12945-1-AP **2 Publications**



Basic Information

Catalog Number: 12945-1-AP	GenBank Accession Number: BC031628	Purification Method: Antigen affinity purification
Size: 150ul , Concentration: 750 µg/ml by Nanodrop and 353 µg/ml by Bradford method using BSA as the standard;	GeneID (NCBI): 2579	Recommended Dilutions: IHC 1:20-1:200
Source: Rabbit	Full Name: G antigen 7	
Isotype: IgG	Calculated MW: 13 kDa	
Immunogen Catalog Number: AG4018		

Applications

Tested Applications: IHC, ELISA	Positive Controls: IHC : human prostate cancer tissue, human gliomas tissue
Cited Applications: IHC, WB	
Species Specificity: human	
Cited Species: human	

Note-IHC: suggested antigen retrieval with TE buffer pH 9.0; (*) Alternatively, antigen retrieval may be performed with citrate buffer pH 6.0

Background Information

Notable Publications

Author	Pubmed ID	Journal	Application
Yujing Sun	32965543	J Cancer Res Clin Oncol	IHC
Duan-Bo Shi	30871606	J Exp Clin Cancer Res	WB, IHC

Storage

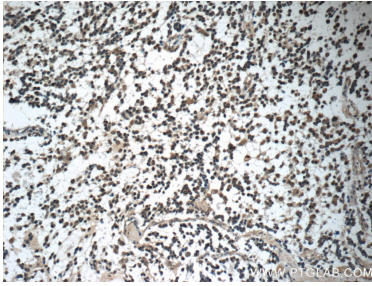
Storage:
Store at -20°C. Stable for one year after shipment.
Storage Buffer:
PBS with 0.02% sodium azide and 50% glycerol pH 7.3.
Aliquoting is unnecessary for -20°C storage

***** 20ul sizes contain 0.1% BSA**

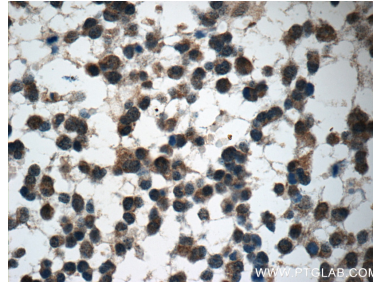
For technical support and original validation data for this product please contact:
T: 1 (888) 4PTGLAB (1-888-478-4522) (toll free in USA), or 1(312) 455-8498 (outside USA) E: proteintech@ptglab.com W: ptglab.com

This product is exclusively available under Proteintech Group brand and is not available to purchase from any other manufacturer.

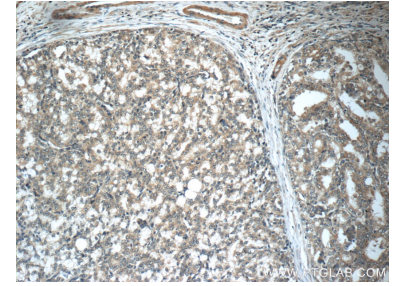
Selected Validation Data



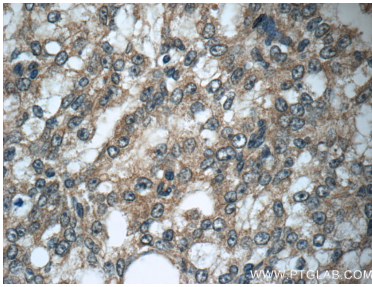
Immunohistochemical analysis of paraffin-embedded human gliomas tissue slide using 12945-1-AP (GAGE7 Antibody) at dilution of 1:50 (under 10x lens).



Immunohistochemical analysis of paraffin-embedded human gliomas tissue slide using 12945-1-AP (GAGE7 Antibody) at dilution of 1:50 (under 40x lens).



Immunohistochemical analysis of paraffin-embedded human prostate cancer tissue slide using 12945-1-AP (GAGE7 Antibody) at dilution of 1:50 (under 10x lens).



Immunohistochemical analysis of paraffin-embedded human prostate cancer tissue slide using 12945-1-AP (GAGE7 Antibody) at dilution of 1:50 (under 40x lens).