

For Research Use Only

GABRA4 Polyclonal antibody

Catalog Number: 12979-1-AP

3 Publications



Basic Information

Catalog Number:

12979-1-AP

Size:

150ul, Concentration: 1000 ug/ml by Nanodrop and 573 ug/ml by Bradford method using BSA as the standard;

Source:

Rabbit

Isotype:

IgG

Immunogen Catalog Number:

AG3600

GenBank Accession Number:

BC035055

GeneID (NCBI):

2557

UNIPROT ID:

P48169

Full Name:

gamma-aminobutyric acid (GABA) A receptor, alpha 4

Calculated MW:

554 aa, 62 kDa

Observed MW:

62-70 kDa

Purification Method:

Antigen affinity purification

Recommended Dilutions:

WB 1:500-1:3000

IP 0.5-4.0 ug for 1.0-3.0 mg of total protein lysate

Applications

Tested Applications:

WB, IP, ELISA

Cited Applications:

WB, IP

Species Specificity:

human, mouse, rat

Cited Species:

human, mouse

Positive Controls:

WB: mouse skeletal muscle tissue, mouse brain tissue, human kidney tissue, mouse kidney tissue

IP: mouse skeletal muscle tissue,

Background Information

Gamma-aminobutyric acid (GABA) is the major inhibitory neurotransmitter in the mammalian brain where it acts at GABA-A receptors, which are ligand-gated chloride channels. Chloride conductance of these channels can be modulated by agents such as benzodiazepines that bind to the GABA-A receptor. GABRA4, encoding the extrasynaptically located $\alpha 4$ -subunit of the GABAA receptor, is involved in the etiology of autism. (PMID: 32028044, 32033586)

Notable Publications

Author	Pubmed ID	Journal	Application
Jiaxun Nie	32683743	FASEB J	WB
Neus Pedraza	37684532	Cell Mol Life Sci	IP, WB
Min Wang	38292191	Genes Dis	WB

Storage

Storage:

Store at -20°C. Stable for one year after shipment.

Storage Buffer:

PBS with 0.02% sodium azide and 50% glycerol pH 7.3.

Aliquoting is unnecessary for -20°C storage

*** 20ul sizes contain 0.1% BSA

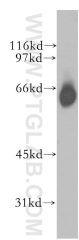
For technical support and original validation data for this product please contact:

T: 1 (888) 4PTGLAB (1-888-478-4522) (toll free in USA), or 1(312) 455-8498 (outside USA)

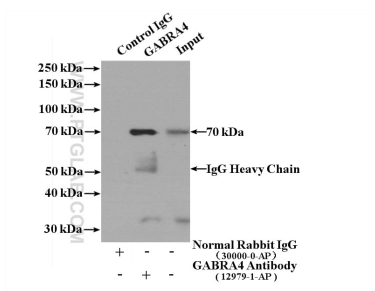
E: proteintech@ptglab.com
W: ptglab.com

This product is exclusively available under Proteintech Group brand and is not available to purchase from any other manufacturer.


Selected Validation Data



mouse skeletal muscle tissue were subjected to SDS PAGE followed by western blot with 12979-1-AP (GABRA4 antibody) at dilution of 1:500 incubated at room temperature for 1.5 hours.



IP result of anti-GABRA4 (IP:12979-1-AP, 4ug; Detection:12979-1-AP 1:500) with mouse skeletal muscle tissue lysate 2200ug.



Various lysates were subjected to SDS PAGE followed by western blot with 12979-1-AP (GABRA4 antibody) at dilution of 1:500 incubated at room temperature for 1.5 hours.