

For Research Use Only

STAT4 Polyclonal antibody

Catalog Number: 13028-1-AP

Featured Product

11 Publications



Basic Information

Catalog Number:

13028-1-AP

Size:

150ul, Concentration: 500 ug/ml by Nanodrop;

Source:

Rabbit

Isotype:

IgG

Immunogen Catalog Number:

AG3660

GenBank Accession Number:

BC031212

GeneID (NCBI):

6775

UNIPROT ID:

Q14765

Full Name:

signal transducer and activator of transcription 4

Calculated MW:

748 aa, 86 kDa

Observed MW:

86 kDa

Purification Method:

Antigen affinity purification

Recommended Dilutions:

WB 1:500-1:1000

IHC 1:50-1:500

IF/ICC 1:200-1:800

Applications

Tested Applications:

WB, IHC, IF/ICC, ELISA

Cited Applications:

WB, IHC, IF

Species Specificity:

human, mouse, rat

Cited Species:

human, mouse, rat

Note-IHC: suggested antigen retrieval with TE buffer pH 9.0; (*) Alternatively, antigen retrieval may be performed with citrate buffer pH 6.0

Positive Controls:

WB : A549 cells, Jurkat cells, mouse lung tissue, HeLa cells, PC-3 cells, rat lung tissue

IHC : human testis tissue,

IF/ICC : HeLa cells,

Background Information

The JAK/STAT pathway is an extensive signaling pathway downstream of cytokine receptors. STATs are cytosolic proteins with a common structure consisting of an N-terminal oligomerization domain, which favors formation of STAT dimers, followed by a DNA-binding domain and a C-terminal SRC homology-2 (SH2) domain, which is involved in association between STATs and receptors[PMID:22383755]. Signal Transducer and Activator of Transcription 4 (STAT4) is a transcription factor that is activated by IL-12 signaling and promotes Th1-cell differentiation and IFN- γ production[PMID:21998209].

Notable Publications

Author	Pubmed ID	Journal	Application
Joshua E Burda	35614216	Nature	IHC
Jammy Mariotton	34956215	Front Immunol	WB
Jun-Hao Deng	39939802	Acta Pharmacol Sin	WB

Storage

Storage:

Store at -20°C. Stable for one year after shipment.

Storage Buffer:

PBS with 0.02% sodium azide and 50% glycerol, pH7.3

Aliquoting is unnecessary for -20°C storage

*** 20ul sizes contain 0.1% BSA

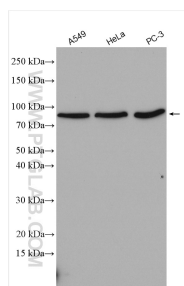
For technical support and original validation data for this product please contact:

T: 1 (888) 4PTGLAB (1-888-478-4522) (toll free in USA), or 1(312) 455-8498 (outside USA)

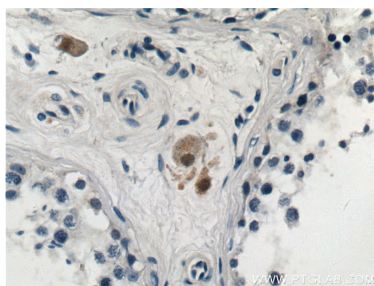
E: proteintech@ptglab.com
W: ptglab.com

This product is exclusively available under Proteintech Group brand and is not available to purchase from any other manufacturer.

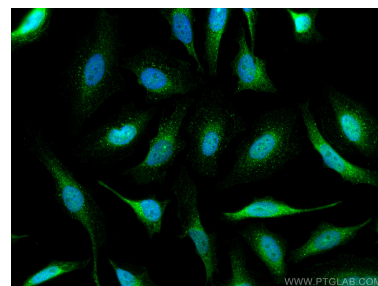
Selected Validation Data



Various lysates were subjected to SDS PAGE followed by western blot with 13028-1-AP (STAT4 antibody) at dilution of 1:600 incubated at room temperature for 1.5 hours.



Immunohistochemical analysis of paraffin-embedded human testis tissue slide using 13028-1-AP (STAT4 Antibody) at dilution of 1:200 (under 40x lens).



Immunofluorescent analysis of (4% PFA) fixed HeLa cells using STAT4 antibody (13028-1-AP) at dilution of 1:400 and Coralite®488-Conjugated AffiniPure Goat Anti-Rabbit IgG(H+L).