

For Research Use Only

# Plasmolipin Polyclonal antibody

Catalog Number: 14868-1-AP



## Basic Information

### Catalog Number:

14868-1-AP

### Size:

150ul , Concentration: 300 ug/ml by Nanodrop and 200 ug/ml by Bradford method using BSA as the standard;

### Source:

Rabbit

### Isotype:

IgG

### Immunogen Catalog Number:

AG6425

### GenBank Accession Number:

BC002760

### GeneID (NCBI):

51090

### UNIPROT ID:

Q9Y342

### Full Name:

plasma membrane proteolipid (plasmolipin)

### Calculated MW:

18 kDa

### Observed MW:

18 kDa

### Purification Method:

Antigen affinity purification

### Recommended Dilutions:

WB 1:300-1:1500

IHC 1:50-1:500

## Applications

### Tested Applications:

WB, IHC, ELISA

### Species Specificity:

human, mouse, rat

**Note-IHC: suggested antigen retrieval with TE buffer pH 9.0; (\*) Alternatively, antigen retrieval may be performed with citrate buffer pH 6.0**

### Positive Controls:

WB : human testis tissue, rat brain tissue

IHC : rat brain tissue, mouse brain tissue

## Storage

### Storage:

Store at -20°C. Stable for one year after shipment.

### Storage Buffer:

PBS with 0.02% sodium azide and 50% glycerol pH 7.3.

Aliquoting is unnecessary for -20°C storage

\*\*\* 20ul sizes contain 0.1% BSA

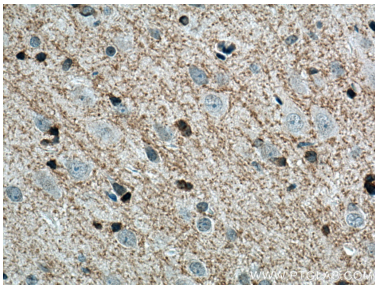
For technical support and original validation data for this product please contact:

T: 1 (888) 4PTGLAB (1-888-478-4522) (toll free in USA), or 1(312) 455-8498 (outside USA)


E: [proteintech@ptglab.com](mailto:proteintech@ptglab.com)  
W: [ptglab.com](http://ptglab.com)

This product is exclusively available under Proteintech Group brand and is not available to purchase from any other manufacturer.


Selected Validation Data



Immunohistochemical analysis of paraffin-embedded rat brain tissue slide using 14868-1-AP (Plasmolipin antibody) at dilution of 1:200 (under 40x lens). Heat mediated antigen retrieval with Tris-EDTA buffer (pH 9.0).



Immunohistochemical analysis of paraffin-embedded rat brain tissue slide using 14868-1-AP (Plasmolipin antibody) at dilution of 1:200 (under 10x lens). Heat mediated antigen retrieval with Tris-EDTA buffer (pH 9.0).



human testis tissue were subjected to SDS PAGE followed by western blot with 14868-1-AP (Plasmolipin antibody) at dilution of 1:400 incubated at room temperature for 1.5 hours.