

For Research Use Only

# OVCA2 Polyclonal antibody

Catalog Number: 14943-1-AP



## Basic Information

<b>Catalog Number:</b> 14943-1-AP	<b>GenBank Accession Number:</b> BC041170	<b>Purification Method:</b> Antigen affinity purification
<b>Size:</b> 150ul , Concentration: 200 µg/ml by Nanodrop and 167 µg/ml by Bradford method using BSA as the standard;	<b>GeneID (NCBI):</b> 124641	<b>Recommended Dilutions:</b> WB 1:500-1:1000 IHC 1:50-1:500
<b>Source:</b> Rabbit	<b>Full Name:</b> candidate tumor suppressor in ovarian cancer 2	
<b>Isotype:</b> IgG	<b>Calculated MW:</b> 24 kDa	
<b>Immunogen Catalog Number:</b> AG6744	<b>Observed MW:</b> 28 kDa	

## Applications

### Tested Applications:

IHC, WB, ELISA

### Species Specificity:

human, mouse, rat

**Note-IHC: suggested antigen retrieval with TE buffer pH 9.0; (\*) Alternatively, antigen retrieval may be performed with citrate buffer pH 6.0**

### Positive Controls:

WB : human kidney tissue, human brain tissue, mouse pancreas tissue, mouse thymus tissue

IHC : mouse kidney tissue,

## Background Information

### Storage

#### Storage:

Store at -20°C. Stable for one year after shipment.

#### Storage Buffer:

PBS with 0.02% sodium azide and 50% glycerol pH 7.3.

Aliquoting is unnecessary for -20°C storage

\*\*\* 20ul sizes contain 0.1% BSA


For technical support and original validation data for this product please contact:

T: 1 (888) 4PTGLAB (1-888-478-4522) (toll free in USA), or 1(312) 455-8498 (outside USA)

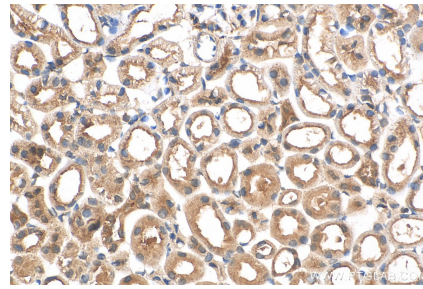
E: [proteintech@ptglab.com](mailto:proteintech@ptglab.com)  
W: [ptglab.com](http://ptglab.com)

This product is exclusively available under Proteintech Group brand and is not available to purchase from any other manufacturer.

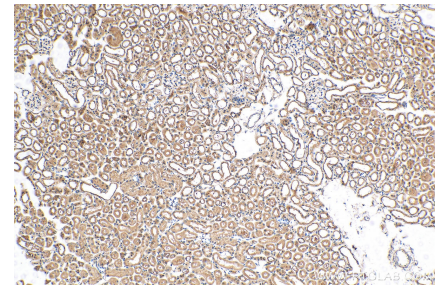
## Selected Validation Data



human kidney tissue were subjected to SDS PAGE followed by western blot with 14943-1-AP (OVCA2 antibody) at dilution of 1:200 incubated at room temperature for 1.5 hours.



Immunohistochemical analysis of paraffin-embedded mouse kidney tissue slide using 14943-1-AP (OVCA2 antibody) at dilution of 1:200 (under 40x lens). Heat mediated antigen retrieval with Tris-EDTA buffer (pH 9.0).



Immunohistochemical analysis of paraffin-embedded mouse kidney tissue slide using 14943-1-AP (OVCA2 antibody) at dilution of 1:200 (under 10x lens). Heat mediated antigen retrieval with Tris-EDTA buffer (pH 9.0).