

For Research Use Only

HIP14; ZDHHC17 Polyclonal antibody

Catalog Number: 15465-1-AP

5 Publications



Basic Information

Catalog Number:

15465-1-AP

Size:

150ul, Concentration: 280 µg/ml by Nanodrop and 207 µg/ml by Bradford method using BSA as the standard;

Source:

Rabbit

Isotype:

IgG

Immunogen Catalog Number:

AG7763

GenBank Accession Number:

BC050324

GeneID (NCBI):

23390

UNIPROT ID:

Q8IUH5

Full Name:

zinc finger, DHHC-type containing 17

Calculated MW:

73 kDa

Observed MW:

70 kDa

Purification Method:

Antigen affinity purification

Recommended Dilutions:

WB: 1:500-1:1000

IHC: 1:20-1:200

Applications

Tested Applications:

WB, IHC, ELISA

Cited Applications:

WB, IHC, IF

Species Specificity:

human, mouse, rat

Cited Species:

human, mouse

Note-IHC: suggested antigen retrieval with TE buffer pH 9.0; (*) Alternatively, antigen retrieval may be performed with citrate buffer pH 6.0

Positive Controls:

WB: Raji cells, human kidney tissue

IHC: human testis tissue,

Background Information

Post-translational modification by the lipid palmitate is crucial for the correct targeting and function of many proteins. Polyglutamine expansions of huntingtin protein are responsible for the Huntington neurological disorder. ZDHHC17 gene encodes palmitoyl transferase huntingtin interacting protein (HIP14) which regulates palmitoylation and distribution of huntingtin. The latter is implicated in the formation of inclusion bodies and enhanced neuronal toxicity. HIP14 was also shown to control neurotransmitter release.

Notable Publications

Author	Pubmed ID	Journal	Application
Yun Luo	34700373	mBio	WB
Thaddaeus Mutugi Nthiga	33871553	J Cell Biol	IF, WB
Shinri Kitta	38822137	EMBO J	

Storage

Storage:

Store at -20°C. Stable for one year after shipment.

Storage Buffer:

PBS with 0.02% sodium azide and 50% glycerol, pH7.3

Aliquoting is unnecessary for -20°C storage

*** 20ul sizes contain 0.1% BSA

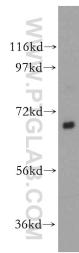
For technical support and original validation data for this product please contact:

T: 1 (888) 4PTGLAB (1-888-478-4522) (toll free in USA), or 1(312) 455-8498 (outside USA)

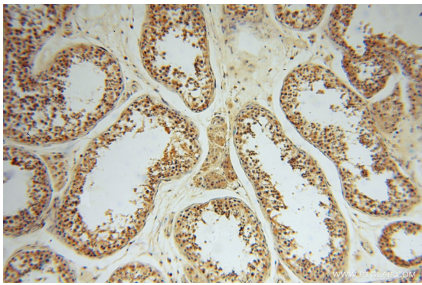
E: proteintech@ptglab.com
W: ptglab.com

This product is exclusively available under Proteintech Group brand and is not available to purchase from any other manufacturer.

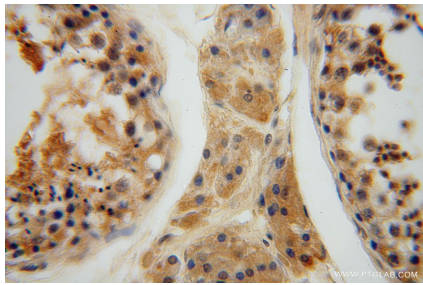
Selected Validation Data



Raji cells were subjected to SDS PAGE followed by western blot with 15465-1-AP (HIP14; ZDHHC17 antibody) at dilution of 1:400 incubated at room temperature for 1.5 hours.



Immunohistochemical analysis of paraffin-embedded human testis using 15465-1-AP (HIP14; ZDHHC17 antibody) at dilution of 1:50 (under 10x lens).



Immunohistochemical analysis of paraffin-embedded human testis using 15465-1-AP (HIP14; ZDHHC17 antibody) at dilution of 1:50 (under 40x lens).