

For Research Use Only

ANT1/2 Polyclonal antibody

Catalog Number: 15997-1-AP **5 Publications**



Basic Information

Catalog Number:

15997-1-AP

Size:

150ul, Concentration: 600 µg/ml by Nanodrop and 327 µg/ml by Bradford method using BSA as the standard;

Source:

Rabbit

Isotype:

IgG

Immunogen Catalog Number:

AG7787

GenBank Accession Number:

BC008664

GeneID (NCBI):

291

UNIPROT ID:

P12235

Full Name:

solute carrier family 25 (mitochondrial carrier; adenine nucleotide translocator), member 4

Calculated MW:

33 kDa

Observed MW:

33 kDa

Purification Method:

Antigen affinity purification

Recommended Dilutions:

WB 1:500-1:1000

IP 0.5-4.0 ug for 1.0-3.0 mg of total protein lysate

Applications

Tested Applications:

WB, IP, ELISA

Cited Applications:

WB, ColP

Species Specificity:

human, mouse, rat

Cited Species:

human, mouse, pig

Positive Controls:

WB: human heart tissue, MCF-7 cells, mouse skeletal muscle tissue, mouse brain tissue

IP: mouse heart tissue,

Background Information

Adenine nucleotide translocators (ANTs) are mitochondrial carrier proteins that exchange ATP and ADP between the cytoplasm and the mitochondrial matrix. Four isoforms of ANT were identified: ANT1 (encoded by SLC25A4) is highly expressed in different tissues; ANT2 (encoded by SLC25A5) is predominantly expressed in proliferating, regenerating, or undifferentiated cells; ANT3 is ubiquitously expressed; ANT4 is mainly expressed in testis and germ cells. This antibody recognizes both of ANT1 and ANT2.

Notable Publications

Author	Pubmed ID	Journal	Application
Xiaomin Zhao	35863430	J Biol Chem	WB
Yuanzhu Zhang	39142491	Int J Biol Macromol	WB
Xingzhao Ji	37182101	iScience	WB, ColP

Storage

Storage:

Store at -20°C. Stable for one year after shipment.

Storage Buffer:

PBS with 0.02% sodium azide and 50% glycerol pH 7.3.

Aliquoting is unnecessary for -20°C storage

*** 20ul sizes contain 0.1% BSA


For technical support and original validation data for this product please contact:

T: 1 (888) 4PTGLAB (1-888-478-4522) (toll free in USA), or 1(312) 455-8498 (outside USA)

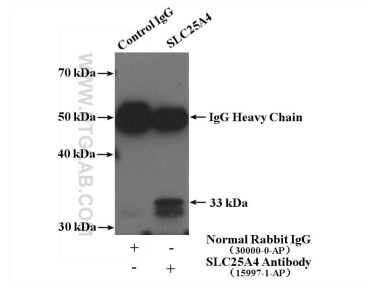
E: proteintech@ptglab.com
W: ptglab.com

This product is exclusively available under Proteintech Group brand and is not available to purchase from any other manufacturer.


Selected Validation Data



human heart tissue were subjected to SDS PAGE followed by western blot with 15997-1-AP (ANT1/2 antibody) at dilution of 1:800 incubated at room temperature for 1.5 hours.



IP result of anti-ANT1/2 (IP:15997-1-AP, 4ug; Detection:15997-1-AP 1:500) with mouse heart tissue lysate 4000ug.



MCF-7 cells were subjected to SDS PAGE followed by western blot with 15997-1-AP (ANT1/2 antibody) at dilution of 1:500 incubated at room temperature for 1.5 hours.