

For Research Use Only

MED28 Polyclonal antibody

Catalog Number: 16262-1-AP



Basic Information

Catalog Number: 16262-1-AP	GenBank Accession Number: BC011936	Purification Method: Antigen affinity purification
Size: 150ul , Concentration: 900 µg/ml by Nanodrop;	GeneID (NCBI): 80306	Recommended Dilutions: WB 1:500-1:3000 IHC 1:50-1:500
Source: Rabbit	Full Name: mediator complex subunit 28	
Isotype: IgG	Calculated MW: 178 aa, 20 kDa	
Immunogen Catalog Number: AG9327	Observed MW: 24 kDa	

Applications

Tested Applications:

IHC, WB, ELISA

Species Specificity:

human, mouse, rat

Note-IHC: suggested antigen retrieval with TE buffer pH 9.0; (*) Alternatively, antigen retrieval may be performed with citrate buffer pH 6.0

Positive Controls:

WB : mouse testis tissue, PC-12 cells, rat testis tissue

IHC : mouse testis tissue, mouse brain tissue, human kidney tissue, human placenta tissue, human testis tissue, human brain tissue, human liver tissue, human ovary tissue

Background Information

Storage

Storage:

Store at -20°C. Stable for one year after shipment.

Storage Buffer:

PBS with 0.02% sodium azide and 50% glycerol pH 7.3.

Aliquoting is unnecessary for -20°C storage

***** 20ul sizes contain 0.1% BSA**


For technical support and original validation data for this product please contact:

T: 1 (888) 4PTGLAB (1-888-478-4522) (toll free in USA), or 1(312) 455-8498 (outside USA)

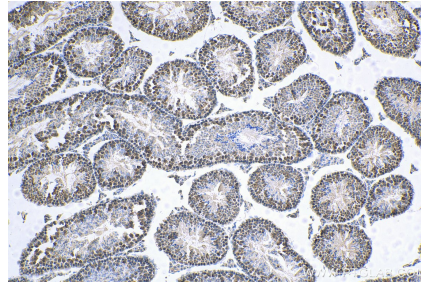
E: proteintech@ptglab.com
W: ptglab.com

This product is exclusively available under Proteintech Group brand and is not available to purchase from any other manufacturer.

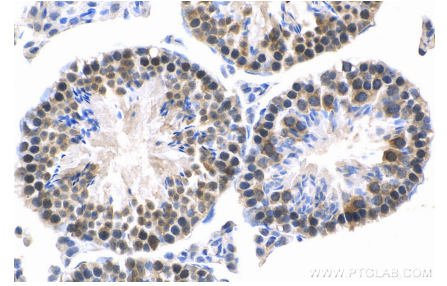
Selected Validation Data



Various lysates were subjected to SDS PAGE followed by western blot with 16262-1-AP (MED28 antibody) at dilution of 1:1500 incubated at room temperature for 1.5 hours.



Immunohistochemical analysis of paraffin-embedded mouse testis tissue slide using 16262-1-AP (MED28 antibody) at dilution of 1:200 (under 10x lens). Heat mediated antigen retrieval with Tris-EDTA buffer (pH 9.0).



Immunohistochemical analysis of paraffin-embedded mouse testis tissue slide using 16262-1-AP (MED28 antibody) at dilution of 1:200 (under 40x lens). Heat mediated antigen retrieval with Tris-EDTA buffer (pH 9.0).