

For Research Use Only

SPAG11A/B Polyclonal antibody

Catalog Number: 16770-1-AP

1 Publications



Basic Information

Catalog Number:

16770-1-AP

Size:

150ul, Concentration: 350 ug/ml by Nanodrop and 193 ug/ml by Bradford method using BSA as the standard;

Source:

Rabbit

Isotype:

IgG

Immunogen Catalog Number:

AG9846

GenBank Accession Number:

BC058833

GeneID (NCBI):

653423

UNIPROT ID:

Q6PDA7

Full Name:

sperm associated antigen 11A

Calculated MW:

123 aa, 14 kDa

Observed MW:

20 kDa

Purification Method:

Antigen affinity purification

Recommended Dilutions:

WB: 1:500-1:2000

IHC: 1:20-1:200

Applications

Tested Applications:

WB, IHC, ELISA

Cited Applications:

WB, IHC

Species Specificity:

human

Cited Species:

mouse

Positive Controls:

WB: human testis tissue, human brain tissue

IHC: human testis tissue, human kidney tissue, human placenta tissue

Note-IHC: suggested antigen retrieval with TE buffer pH 9.0; (*) Alternatively, antigen retrieval may be performed with citrate buffer pH 6.0

Background Information

Sperm binding proteins and their C-terminal peptides of the Sperm Associated Antigen 11 (SPAG11) family are found to play an important role in epididymal innate immunity in addition to their role in sperm maturation (PMID:16643671). SPAG11 peptides resulting due to cleavage at the furin-like proprotein convertase motif are reported in the epididymal fluid, ejaculate and on sperm and their antimicrobial activity demonstrated. SPAG11A belongs to this family and is also named as EP2, HE2. It has 4 isoforms produced by alternative splicing. This antibody recognizes SPAG11A and SPAG11B, but not SPAG11, because SPAG11 is a different transcript.

Notable Publications

Author	Pubmed ID	Journal	Application
Pujianto Dwi A DA	23815807	Reprod Biol Endocrinol	WB, IHC

Storage

Storage:

Store at -20°C. Stable for one year after shipment.

Storage Buffer:

PBS with 0.02% sodium azide and 50% glycerol, pH7.3

Aliquoting is unnecessary for -20°C storage

*** 20ul sizes contain 0.1% BSA


For technical support and original validation data for this product please contact:

T: 1 (888) 4PTGLAB (1-888-478-4522) (toll free in USA), or 1(312) 455-8498 (outside USA)

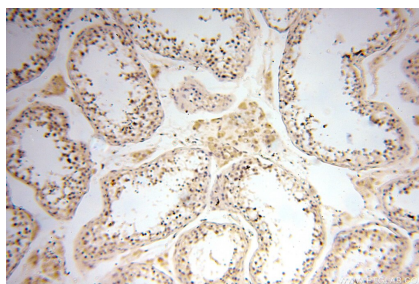
E: proteintech@ptglab.com
W: ptglab.com

This product is exclusively available under Proteintech Group brand and is not available to purchase from any other manufacturer.

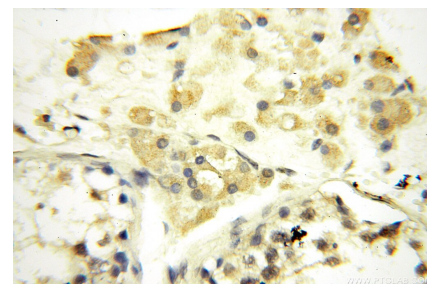
Selected Validation Data



human testis tissue were subjected to SDS PAGE followed by western blot with 16770-1-AP (SPAG11A/B antibody) at dilution of 1:300 incubated at room temperature for 1.5 hours.



Immunohistochemical analysis of paraffin-embedded human testis using 16770-1-AP (SPAG11A/B antibody) at dilution of 1:50 (under 10x lens).



Immunohistochemical analysis of paraffin-embedded human testis using 16770-1-AP (SPAG11A/B antibody) at dilution of 1:50 (under 40x lens).