

For Research Use Only

GCNT2 Polyclonal antibody

Catalog Number: 18118-1-AP **1 Publications**



Basic Information

Catalog Number: 18118-1-AP	GenBank Accession Number: BC074801	Purification Method: Antigen affinity purification
Size: 150ul, Concentration: 300 µg/ml by Nanodrop and 147 µg/ml by Bradford method using BSA as the standard;	GeneID (NCBI): 2651	Recommended Dilutions: WB 1:500-1:1000 IHC 1:20-1:200
Source: Rabbit	Full Name: glucosaminyl (N-acetyl) transferase 2, I-branching enzyme (I blood group)	
Isotype: IgG	Calculated MW: 400 aa, 46 kDa	
Immunogen Catalog Number: AG12635	Observed MW: 46 kDa	

Applications

Tested Applications: IHC, WB, ELISA	Positive Controls: WB: mouse kidney tissue, HEK-293 cells IHC: human colon tissue,
Cited Applications: WB	
Species Specificity: human, mouse, rat	
Cited Species: human	

Note-IHC: suggested antigen retrieval with TE buffer pH 9.0; (*) Alternatively, antigen retrieval may be performed with citrate buffer pH 6.0

Background Information

Notable Publications

Author	Pubmed ID	Journal	Application
Yannan Qin	28100567	Glycobiology	WB

Storage


Storage:
Store at -20°C. Stable for one year after shipment.
Storage Buffer:
PBS with 0.02% sodium azide and 50% glycerol pH 7.3.
Aliquoting is unnecessary for -20°C storage

*** 20ul sizes contain 0.1% BSA

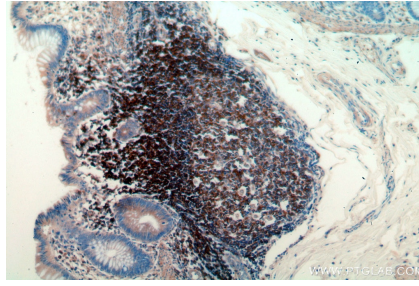
For technical support and original validation data for this product please contact:
T: 1 (888) 4PTGLAB (1-888-478-4522) (toll free in USA), or 1(312) 455-8498 (outside USA)
E: proteintech@ptglab.com
W: ptglab.com

This product is exclusively available under Proteintech Group brand and is not available to purchase from any other manufacturer.

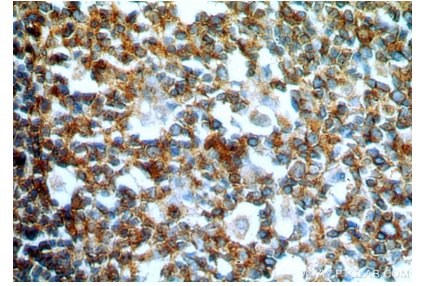
Selected Validation Data



mouse kidney tissue were subjected to SDS PAGE followed by western blot with 18118-1-AP (GCNT2 antibody) at dilution of 1:500 incubated at room temperature for 1.5 hours.



Immunohistochemical analysis of paraffin-embedded human colon using 18118-1-AP (GCNT2 antibody) at dilution of 1:50 (under 10x lens).



Immunohistochemical analysis of paraffin-embedded human colon using 18118-1-AP (GCNT2 antibody) at dilution of 1:50 (under 40x lens).