

For Research Use Only

PTPRCAP / CD45AP Polyclonal antibody

Catalog Number: 19715-1-AP



Basic Information

Catalog Number:

19715-1-AP

Size:

150ul, Concentration: 400 ug/ml by Nanodrop and 267 ug/ml by Bradford method using BSA as the standard;

Source:

Rabbit

Isotype:

IgG

GenBank Accession Number:

NM_005608

GeneID (NCBI):

5790

UNIPROT ID:

Q14761

Full Name:

protein tyrosine phosphatase, receptor type, C-associated protein

Calculated MW:

21 kDa

Observed MW:

28-30 kDa

Purification Method:

Antigen affinity purification

Recommended Dilutions:

WB 1:500-1:1000

IHC 1:50-1:500

IF/ICC 1:200-1:800

Applications

Tested Applications:

WB, IHC, IF/ICC, ELISA

Species Specificity:

human

Note-IHC: suggested antigen retrieval with TE buffer pH 9.0; (*) Alternatively, antigen retrieval may be performed with citrate buffer pH 6.0

Positive Controls:

WB : Jurkat cells, human spleen tissue

IHC : human tonsillitis tissue, human lymphoma tissue

IF/ICC : Jurkat cells,

Background Information

PTPRCAP, also named as LPAP and CD45-AP, interacts with CD45/PTPRC.

Storage

Storage:

Store at -20°C. Stable for one year after shipment.

Storage Buffer:

PBS with 0.02% sodium azide and 50% glycerol pH 7.3.

Aliquoting is unnecessary for -20°C storage

*** 20ul sizes contain 0.1% BSA


For technical support and original validation data for this product please contact:

T: 1 (888) 4PTGLAB (1-888-478-4522) (toll free in USA), or 1(312) 455-8498 (outside USA)


E: proteintech@ptglab.com
W: ptglab.com

This product is exclusively available under Proteintech Group brand and is not available to purchase from any other manufacturer.

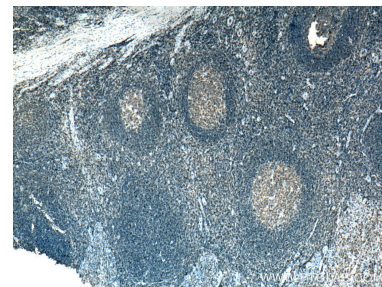
Selected Validation Data



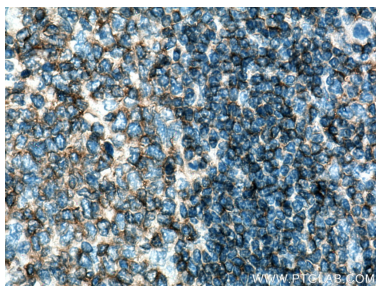
Jurkat cells were subjected to SDS PAGE followed by western blot with 19715-1-AP (PTPRCAP / CD45AP antibody) at dilution of 1:600 incubated at room temperature for 1.5 hours.



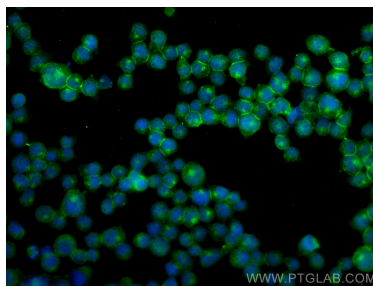
Immunohistochemical analysis of paraffin-embedded human tonsillitis tissue slide using 19715-1-AP (PTPRCAP / CD45AP antibody) at dilution of 1:200 (under 10x lens). Heat mediated antigen retrieval with Tris-EDTA buffer (pH 9.0).



Immunohistochemical analysis of paraffin-embedded human tonsillitis tissue slide using 19715-1-AP (PTPRCAP / CD45AP antibody) at dilution of 1:200 (under 4x lens). Heat mediated antigen retrieval with Tris-EDTA buffer (pH 9.0).



Immunohistochemical analysis of paraffin-embedded human tonsillitis tissue slide using 19715-1-AP (PTPRCAP / CD45AP antibody) at dilution of 1:200 (under 40x lens). Heat mediated antigen retrieval with Tris-EDTA buffer (pH 9.0).



Immunofluorescent analysis of (4% PFA) fixed Jurkat cells using PTPRCAP / CD45AP antibody (19715-1-AP) at dilution of 1:400 and Coralite® 488-Conjugated Goat Anti-Rabbit IgG(H+L).