

For Research Use Only

# C14orf94 Polyclonal antibody

Catalog Number: 20115-1-AP



## Basic Information

<b>Catalog Number:</b> 20115-1-AP	<b>GenBank Accession Number:</b> BC001916	<b>Purification Method:</b> Antigen affinity purification
<b>Size:</b> 150ul , Concentration: 350 ug/ml by Nanodrop and 280 ug/ml by Bradford method using BSA as the standard;	<b>GeneID (NCBI):</b> 54930	<b>Recommended Dilutions:</b> WB 1:500-1:3000 IHC 1:20-1:200
<b>Source:</b> Rabbit	<b>UNIPROT ID:</b> Q9H6D7	
<b>Isotype:</b> IgG	<b>Full Name:</b> chromosome 14 open reading frame 94	
<b>Immunogen Catalog Number:</b> AG13986	<b>Calculated MW:</b> 363 aa, 42 kDa	
	<b>Observed MW:</b> 28 kDa	

## Applications

<b>Tested Applications:</b> WB, IHC, ELISA	<b>Positive Controls:</b>
<b>Species Specificity:</b> human, mouse	<b>WB :</b> PC-3 cells, mouse skin tissue
<b>Note-IHC:</b> suggested antigen retrieval with <b>TE buffer pH 9.0; (*) Alternatively, antigen retrieval may be performed with citrate buffer pH 6.0</b>	<b>IHC :</b> human lung tissue, human skin tissue

## Background Information

HAUS4, also named as C14orf94, has four isoforms with MW 27-29 kDa, 37 kDa and 42 kDa.

## Storage

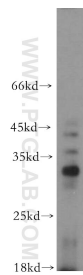
**Storage:**  
Store at -20°C. Stable for one year after shipment.  
**Storage Buffer:**  
PBS with 0.02% sodium azide and 50% glycerol pH 7.3.  
**Aliquoting is unnecessary for -20°C storage**

\*\*\* 20ul sizes contain 0.1% BSA

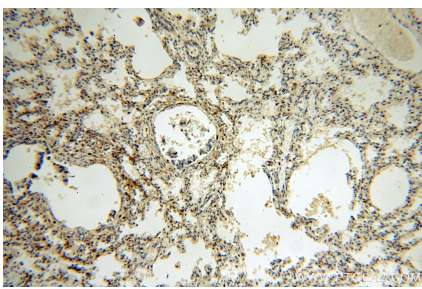
For technical support and original validation data for this product please contact:  
T: 1 (888) 4PTGLAB (1-888-478-4522) (toll free in USA), or 1(312) 455-8498 (outside USA)  
E: [proteintech@ptglab.com](mailto:proteintech@ptglab.com)  
W: [ptglab.com](http://ptglab.com)

This product is exclusively available under Proteintech Group brand and is not available to purchase from any other manufacturer.

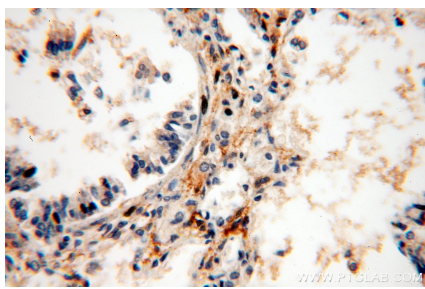
Selected Validation Data



PC-3 cells were subjected to SDS PAGE followed by western blot with 20115-1-AP (C14orf94 antibody) at dilution of 1:500 incubated at room temperature for 1.5 hours.



Immunohistochemical analysis of paraffin-embedded human lung using 20115-1-AP (C14orf94 antibody) at dilution of 1:100 (under 10x lens).



Immunohistochemical analysis of paraffin-embedded human lung using 20115-1-AP (C14orf94 antibody) at dilution of 1:100 (under 40x lens).