

For Research Use Only

TGF alpha Polyclonal antibody

Catalog Number: 22308-1-AP

4 Publications



Basic Information

Catalog Number:

22308-1-AP

Size:

150ul, Concentration: 700 ug/ml by Nanodrop;

Source:

Rabbit

Isotype:

IgG

GenBank Accession Number:

NM_003236

GeneID (NCBI):

7039

UNIPROT ID:

P01135

Full Name:

transforming growth factor, alpha

Calculated MW:

17 kDa

Purification Method:

Antigen affinity purification

Recommended Dilutions:

IHC 1:50-1:500

IF/ICC 1:10-1:100

Applications

Tested Applications:

IHC, IF/ICC, ELISA

Cited Applications:

IHC

Species Specificity:

human

Cited Species:

human

Note-IHC: suggested antigen retrieval with TE buffer pH 9.0; (*) Alternatively, antigen retrieval may be performed with citrate buffer pH 6.0

Positive Controls:

IHC : human breast cancer tissue, human skin tissue

IF/ICC : A431 cells,

Notable Publications

Author	Pubmed ID	Journal	Application
Li-Li Wang	31639291	J Cell Mol Med	
Bing Xia	32109988	Drug Des Devel Ther	
Shuo Chen	26832151	Mol Cancer	IHC

Storage

Storage:

Store at -20°C. Stable for one year after shipment.

Storage Buffer:

PBS with 0.02% sodium azide and 50% glycerol pH 7.3.

Aliquoting is unnecessary for -20°C storage

*** 20ul sizes contain 0.1% BSA

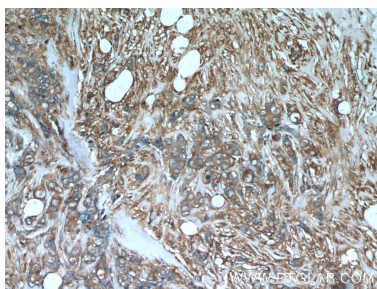
For technical support and original validation data for this product please contact:

T: 1 (888) 4PTGLAB (1-888-478-4522) (toll free in USA), or 1(312) 455-8498 (outside USA)

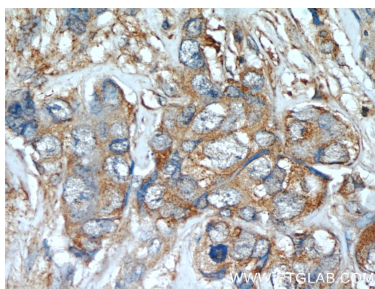
E: proteintech@ptglab.com
W: ptglab.com

This product is exclusively available under Proteintech Group brand and is not available to purchase from any other manufacturer.

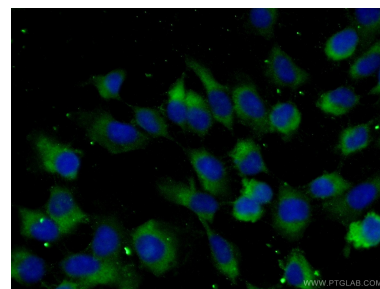
Selected Validation Data



Immunohistochemical analysis of paraffin-embedded human breast cancer slide using 22308-1-AP (TGF-alpha antibody) at dilution of 1:50.



Immunohistochemical analysis of paraffin-embedded human breast cancer slide using 22308-1-AP (TGF-alpha antibody) at dilution of 1:50.



Immunofluorescent analysis of (-20°C Ethanol) fixed A431 cells using 22308-1-AP (TGF-alpha antibody) at dilution of 1:25 and Alexa Fluor 488-conjugated AffiniPure Goat Anti-Rabbit IgG(H+L).