

For Research Use Only

# ZNF311 Polyclonal antibody

Catalog Number: 23243-1-AP



## Basic Information

<b>Catalog Number:</b> 23243-1-AP	<b>GenBank Accession Number:</b> BC136745	<b>Purification Method:</b> Antigen affinity purification
<b>Size:</b> 150ul , Concentration: 800 ug/ml by Nanodrop and 407 ug/ml by Bradford method using BSA as the standard;	<b>GeneID (NCBI):</b> 282890	<b>Recommended Dilutions:</b> WB 1:1000-1:4000 IHC 1:20-1:200
<b>Source:</b> Rabbit	<b>UNIPROT ID:</b> Q5JNZ3	
<b>Isotype:</b> IgG	<b>Full Name:</b> zinc finger protein 311	
<b>Immunogen Catalog Number:</b> AG19624	<b>Calculated MW:</b> 666 aa, 76 kDa	
	<b>Observed MW:</b> 60-70 kDa	

## Applications

<b>Tested Applications:</b> WB, IHC, ELISA	<b>Positive Controls:</b>
<b>Species Specificity:</b> human	<b>WB :</b> HL-60 cells, <b>IHC :</b> human testis tissue, human kidney tissue

**Note-IHC:** suggested antigen retrieval with **TE buffer pH 9.0; (\*) Alternatively, antigen retrieval may be performed with citrate buffer pH 6.0**

## Background Information

Zinc finger protein 311 (ZNF311), also named Zinc finger protein zfp-31 (ZFP31), is involved in regulation of transcription. It belongs to the krueppel C2H2-type zinfinger protein family, and contains 14 C2H2-type zinc fingers and 1 KRAB domain. This antibody specifically reacts with ZNF311 protein.

## Storage

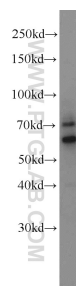
**Storage:**  
Store at -20°C. Stable for one year after shipment.  
**Storage Buffer:**  
PBS with 0.02% sodium azide and 50% glycerol pH 7.3.  
Aliquoting is unnecessary for -20°C storage

\*\*\* 20ul sizes contain 0.1% BSA

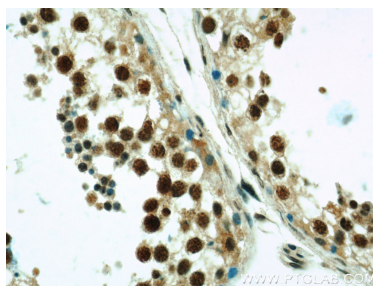
For technical support and original validation data for this product please contact:  
T: 1 (888) 4PTGLAB (1-888-478-4522) (toll free in USA), or 1(312) 455-8498 (outside USA)  
E: [proteintech@ptglab.com](mailto:proteintech@ptglab.com)  
W: [ptglab.com](http://ptglab.com)

This product is exclusively available under Proteintech Group brand and is not available to purchase from any other manufacturer.

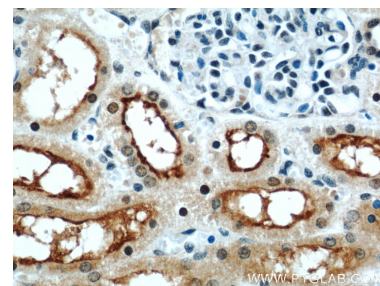
## Selected Validation Data



HL-60 cells were subjected to SDS PAGE followed by western blot with 23243-1-AP (ZNF311 antibody) at dilution of 1:4000 incubated at room temperature for 1.5 hours.



Immunohistochemical analysis of paraffin-embedded human testis slide using 23243-1-AP (ZNF311 Antibody) at dilution of 1:50.



Immunohistochemical analysis of paraffin-embedded human kidney slide using 23243-1-AP (ZNF311 Antibody) at dilution of 1:50.