

For Research Use Only

# UBQLN2 Polyclonal antibody

Catalog Number: 23449-1-AP

Featured Product

9 Publications



## Basic Information

### Catalog Number:

23449-1-AP

### Size:

150ul, Concentration: 300 ug/ml by Bradford method using BSA as the standard;

### Source:

Rabbit

### Isotype:

IgG

### Immunogen Catalog Number:

AG20149

### GenBank Accession Number:

BC069237

### GeneID (NCBI):

29978

### UNIPROT ID:

Q9UHD9

### Full Name:

ubiquilin 2

### Calculated MW:

624 aa, 66 kDa

### Observed MW:

66-70 kDa

### Purification Method:

Antigen affinity purification

### Recommended Dilutions:

WB 1:500-1:1000

IHC 1:50-1:500

IF/ICC 1:200-1:800

## Applications

### Tested Applications:

WB, IHC, IF/ICC, ELISA

### Cited Applications:

WB, IF, IP

### Species Specificity:

human, rat

### Cited Species:

human, mouse, rat

**Note-IHC: suggested antigen retrieval with TE buffer pH 9.0; (\*) Alternatively, antigen retrieval may be performed with citrate buffer pH 6.0**

### Positive Controls:

WB : rat brain tissue, HEK-293 cells, HepG2 cells

IHC : human testis tissue,

IF/ICC : HepG2 cells,

## Notable Publications

Author	Pubmed ID	Journal	Application
Nicole R Higgins	33780087	Brain Pathol	IF
Charlotte Gineste	36562127	Brain	WB
Aline Dubos	26376863	Hum Mol Genet	

## Storage

### Storage:

Store at -20°C. Stable for one year after shipment.

### Storage Buffer:

PBS with 0.02% sodium azide and 50% glycerol pH 7.3.

Aliquoting is unnecessary for -20°C storage

\*\*\* 20ul sizes contain 0.1% BSA


For technical support and original validation data for this product please contact:

T: 1 (888) 4PTGLAB (1-888-478-4522) (toll free in USA), or 1(312) 455-8498 (outside USA)

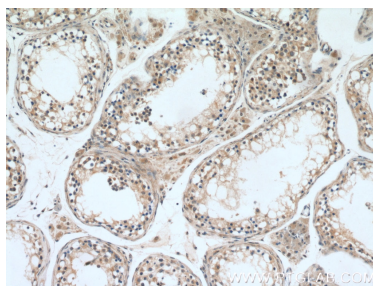
E: [proteintech@ptglab.com](mailto:proteintech@ptglab.com)  
W: [ptglab.com](http://ptglab.com)

This product is exclusively available under Proteintech Group brand and is not available to purchase from any other manufacturer.

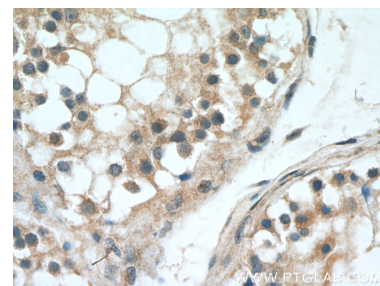
## Selected Validation Data



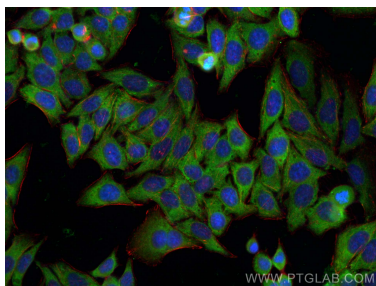
rat brain tissue were subjected to SDS PAGE followed by western blot with 23449-1-AP (UBQLN2 antibody) at dilution of 1:800 incubated at room temperature for 1.5 hours.



Immunohistochemical analysis of paraffin-embedded human testis tissue slide using 23449-1-AP (UBQLN2 antibody at dilution of 1:200 (under 10x lens).



Immunohistochemical analysis of paraffin-embedded human testis tissue slide using 23449-1-AP (UBQLN2 antibody at dilution of 1:200 (under 40x lens).



Immunofluorescent analysis of (-20°C Ethanol) fixed HepG2 cells using UBQLN2 antibody (23449-1-AP) at dilution of 1:400 and CoraLite®488-Conjugated Goat Anti-Rabbit IgG(H+L), CL594-Phalloidin (red).