

## MRP2 Polyclonal antibody

Catalog Number: 24893-1-AP

23 Publications

## Basic Information

## Catalog Number:

24893-1-AP

## Size:

150ul, Concentration: 227 µg/ml by Bradford method using BSA as the standard;

## Source:

Rabbit

## Isotype:

IgG

## Immunogen Catalog Number:

AG18694

## GenBank Accession Number:

BC136419

## GeneID (NCBI):

1244

## UNIPROT ID:

Q92887

## Full Name:

ATP-binding cassette, sub-family C (CFTR/MRP), member 2

## Calculated MW:

1545 aa, 174 kDa

## Observed MW:

190-250 kDa

## Purification Method:

Antigen affinity purification

## Recommended Dilutions:

WB 1:500-1:1000

IHC 1:20-1:200

## Applications

## Tested Applications:

WB, IHC, ELISA

## Cited Applications:

WB, IHC

## Species Specificity:

human

## Cited Species:

human, rat, monkey

## Positive Controls:

WB: HepG2 cells,

IHC: human small intestine tissue,

**Note-IHC: suggested antigen retrieval with TE buffer pH 9.0; (\*) Alternatively, antigen retrieval may be performed with citrate buffer pH 6.0**

## Background Information

Multi-drug resistance protein 2 (MRP2), also known as ABCC2, is an ATP binding cassette (ABC) transporter responsible for biliary excretion of xenobiotics, endobiotics, and their metabolites. Deficiency in ABCC2 results in the clinical disorder Dubin-Johnson syndrome. MRP2 is found to be expressed in a variety of human cancers, and is associated with resistance of tumor cells to various anticancer drugs including cisplatin. The predicted molecular weight of MRP2 is 174 kDa, while mature MRP2 usually has a slower migration around 190-250 kDa due to the glycosylation. (16434545, 18834541, 23045960)

## Notable Publications

Author	Pubmed ID	Journal	Application
Zhenyu Wang	31588244	Theranostics	IHC
Masahiko Itoh	33184034	Biochim Biophys Acta Mol Basis Dis	WB
Yanan Chen	31628911	Biochem Pharmacol	WB

## Storage

## Storage:

Store at -20°C. Stable for one year after shipment.

## Storage Buffer:

PBS with 0.02% sodium azide and 50% glycerol pH 7.3.

Aliquoting is unnecessary for -20°C storage

\*\*\* 20ul sizes contain 0.1% BSA


For technical support and original validation data for this product please contact:

T: 1 (888) 4PTGLAB (1-888-478-4522) (toll free in USA), or 1(312) 455-8498 (outside USA)

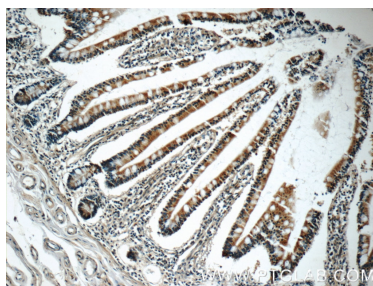
E: [proteintech@ptglab.com](mailto:proteintech@ptglab.com)  
W: [ptglab.com](http://ptglab.com)

This product is exclusively available under Proteintech Group brand and is not available to purchase from any other manufacturer.

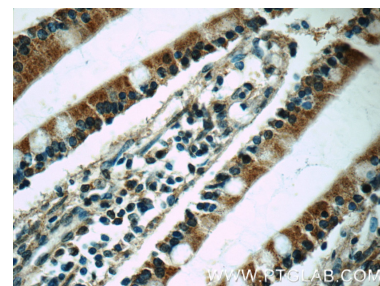
## Selected Validation Data



HepG2 cells were subjected to SDS PAGE followed by western blot with 24893-1-AP (MRP2 antibody at dilution of 1:600 incubated at room temperature for 1.5 hours.



Immunohistochemical analysis of paraffin-embedded human small intestine tissue slide using 24893-1-AP (MRP2 antibody at dilution of 1:50 (under 10x lens).



Immunohistochemical analysis of paraffin-embedded human small intestine tissue slide using 24893-1-AP (MRP2 antibody at dilution of 1:50 (under 40x lens).