

For Research Use Only

VEGFA Polyclonal antibody

Catalog Number: 26157-1-AP

18 Publications



Basic Information

Catalog Number: 26157-1-AP	GenBank Accession Number: NM_001287056	Purification Method: Antigen affinity purification
Size: 150ul , Concentration: 800 ug/ml by Nanodrop;	GeneID (NCBI): 22339	Recommended Dilutions: WB: 1:500-1:3000 IHC: 1:50-1:500
Source: Rabbit	UNIPROT ID: Q00731	
Isotype: IgG	Full Name: vascular endothelial growth factor A	
Immunogen Catalog Number: AG24084	Observed MW: 45 kDa	

Applications

Tested Applications: WB, IHC, ELISA	Positive Controls:
Cited Applications: WB, IHC, IF	WB : mouse brain tissue, rat brain tissue
Species Specificity: mouse, rat	IHC : mouse lung tissue, mouse kidney tissue
Cited Species: human, mouse, rat	
Note-IHC: suggested antigen retrieval with TE buffer pH 9.0; (*) Alternatively, antigen retrieval may be performed with citrate buffer pH 6.0	

Background Information

Vegfa is a member of the PDGF/VEGF growth factor family. It is a mitogen that specifically acts on endothelial cells and has various effects, including mediating increased vascular permeability, inducing angiogenesis, vasculogenesis, endothelial cell growth, promoting cell migration, and inhibiting apoptosis. It binds to the FLT1/VEGFR1 and KDR/VEGFR2 receptors, heparan sulfate and heparin. It may play a role in increasing vascular permeability during lactation, when increased transport of molecules from the blood is required for efficient milk protein synthesis.

Notable Publications

Author	Pubmed ID	Journal	Application
Wei Li	34480024	Cell Death Dis	WB,IHC
Xuwei Liu	32113683	Biochem Biophys Res Commun	WB
Yunfei Zhang	36049244	J Surg Res	WB

Storage

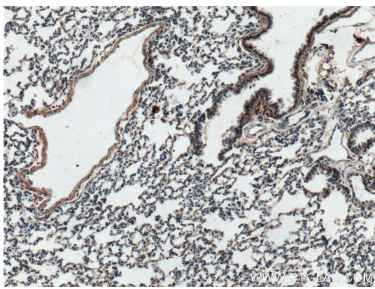
Storage:
Store at -20°C. Stable for one year after shipment.
Storage Buffer:
PBS with 0.02% sodium azide and 50% glycerol, pH7.3
Aliquoting is unnecessary for -20°C storage

*** 20ul sizes contain 0.1% BSA

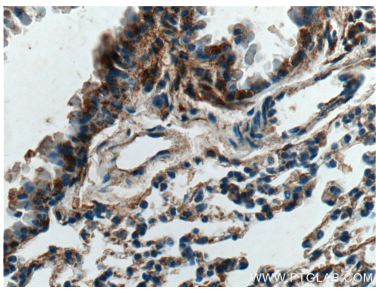
For technical support and original validation data for this product please contact:
T: 1 (888) 4PTGLAB (1-888-478-4522) (toll free in USA), or 1(312) 455-8498 (outside USA)
E: proteintech@ptglab.com
W: ptglab.com

This product is exclusively available under Proteintech Group brand and is not available to purchase from any other manufacturer.

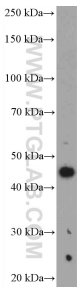
Selected Validation Data



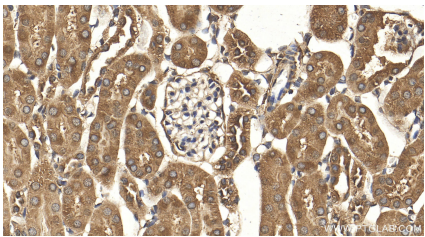
Immunohistochemical analysis of paraffin-embedded mouse lung tissue slide using 26157-1-AP (Vegfa antibody) at dilution of 1:200 (under 10x lens).



Immunohistochemical analysis of paraffin-embedded mouse lung tissue slide using 26157-1-AP (Vegfa antibody) at dilution of 1:200 (under 40x lens).



mouse brain tissue were subjected to SDS PAGE followed by western blot with 26157-1-AP (Vegfa Antibody) at dilution of 1:1500 incubated at room temperature for 1.5 hours.



Immunohistochemical analysis of paraffin-embedded mouse kidney tissue slide using 26157-1-AP (VEGFA antibody) at dilution of 1:200 (under 40x lens). Heat mediated antigen retrieval with Tris-EDTA buffer (pH 9.0).