

For Research Use Only

CD23 Monoclonal antibody

Catalog Number: 60208-1-Ig **4 Publications**



Basic Information

Catalog Number: 60208-1-Ig	GenBank Accession Number: BC064417	Purification Method: Protein G purification
Size: 150ul , Concentration: 1000 ug/ml by Nanodrop;	GeneID (NCBI): 2208	CloneNo.: 3H6B8
Source: Mouse	UNIPROT ID: P06734	Recommended Dilutions: WB 1:5000-1:50000 IHC 1:500-1:2000 IF-P 1:200-1:800
Isotype: IgG1	Full Name: Fc fragment of IgE, low affinity II, receptor for (CD23)	
Immunogen Catalog Number: AG0425	Calculated MW: 321 aa, 36 kDa	
	Observed MW: 36 kDa	

Applications

Tested Applications: WB, IHC, IF-P, ELISA	Positive Controls:
Cited Applications: WB, IHC, IF	WB : THP-1 cells, DC2.4 cells, U-937 cells, Raji cells, Ramos cells, Daudi cells, Mo7e cells
Species Specificity: human, mouse	IHC : human tonsillitis tissue,
Cited Species: human, mouse	IF-P : human tonsillitis tissue,
Note-IHC: suggested antigen retrieval with TE buffer pH 9.0; (*) Alternatively, antigen retrieval may be performed with citrate buffer pH 6.0	

Background Information

CD23, also known as low affinity immunoglobulin epsilon Fc receptor, is a transmembrane glycoprotein present on a subpopulation of B lymphocytes in germinal centres, EBV-transformed B-lymphoblastoid cell lines, follicular dendritic cells, and a subpopulation of peripheral blood cells. CD23 has essential roles in the regulation of IgE production and in the differentiation of B-cells.

Notable Publications

Author	Pubmed ID	Journal	Application
Kiyoko Maruyama	34719578	Biol Pharm Bull	WB,IF
Ivan K Chinn	34315806	Sci Signal	IF
Qing Wang	37525587	Clin Transl Med	IHC,IF

Storage

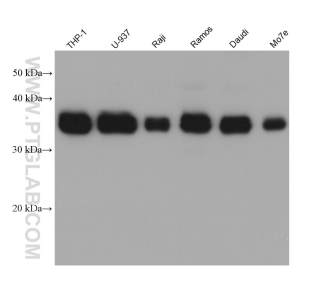
Storage:
Store at -20°C. Stable for one year after shipment.
Storage Buffer:
PBS with 0.02% sodium azide and 50% glycerol pH 7.3.
Aliquoting is unnecessary for -20°C storage

*** 20ul sizes contain 0.1% BSA

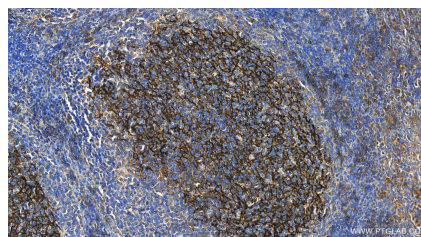
For technical support and original validation data for this product please contact:
T: 1 (888) 4PTGLAB (1-888-478-4522) (toll free in USA), or 1(312) 455-8498 (outside USA)
E: proteintech@ptglab.com
W: ptglab.com

This product is exclusively available under Proteintech Group brand and is not available to purchase from any other manufacturer.

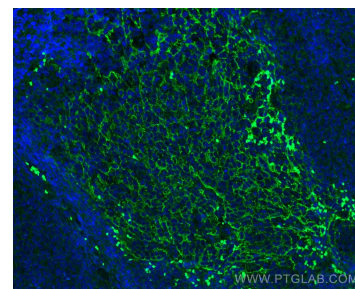
Selected Validation Data



Various lysates were subjected to SDS PAGE followed by western blot with 60208-1-Ig (CD23 antibody) at dilution of 1:10000 incubated at room temperature for 1.5 hours.



Immunohistochemical analysis of paraffin-embedded human tonsillitis tissue slide using 60208-1-Ig (CD23 antibody) at dilution of 1:1000 (under 20x lens). Heat mediated antigen retrieval with Tris-EDTA buffer (pH 9.0).



Immunofluorescent analysis of (4% PFA) fixed paraffin-embedded human tonsillitis tissue using CD23 antibody (60208-1-Ig, Clone: 3H6B8) at dilution of 1:400 and CoraLite@488-Conjugated Goat Anti-Mouse IgG(H+L) (SA00013-1). Heat mediated antigen retrieval with Tris-EDTA buffer (pH 9.0).