

For Research Use Only

# GST Tag Monoclonal antibody

Catalog Number: 66001-2-Ig **158 Publications**



## Basic Information

<b>Catalog Number:</b> 66001-2-Ig	<b>GenBank Accession Number:</b> FN315687	<b>Purification Method:</b> Protein A purification
<b>Size:</b> 150ul , Concentration: 1000 ug/ml by Nanodrop;	<b>GeneID (NCBI):</b> <b>Full Name:</b>	<b>CloneNo.:</b> 3G12B10
<b>Source:</b> Mouse	<b>Calculated MW:</b> 26 kDa	<b>Recommended Dilutions:</b> WB: 1:5000-1:50000 IP: 0.5-4.0 ug for 1.0-3.0 mg of total protein lysate
<b>Isotype:</b> IgG2a		

## Applications

<b>Tested Applications:</b> WB, IP, ELISA	<b>Positive Controls:</b>
<b>Cited Applications:</b> WB, IF, IP, ColP, ChIP	<b>WB :</b> Recombinant protein,
<b>Species Specificity:</b> Recombinant protein, Schistosoma japonicum	<b>IP :</b> E. coli lysate,
<b>Cited Species:</b> human	

## Background Information

Protein tags are protein or peptide sequences located either on the C- or N- terminal of the target protein, which facilitates one or several of the following characteristics: solubility, detection, purification, localization and expression. GST (Glutathione S-Transferase) is a widely used protein tag encoded by the Schistosoma japonicum. GST provides both an easily detectable tag and a simple purification process with little effect on the biological function of the protein of interest. Antibodies to GST are useful for checking protein expression both in plaques and on Western blots as well as for immunoaffinity purification of proteins expressed in cells. This antibody recognizes the GST-tag fused to either the N- or C-terminus of targeted proteins.

## Notable Publications

Author	Pubmed ID	Journal	Application
Roni Levin-Konigsberg	31570833	Nat Cell Biol	WB
Nan Zhang	30274774	Biochem Biophys Res Commun	WB
Yanmin Guo	36192478	Oncogene	IP

## Storage

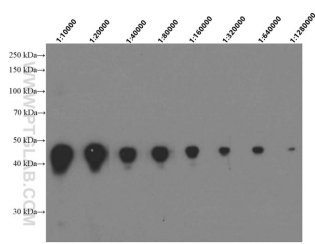
**Storage:**  
Store at -20°C. Stable for one year after shipment.  
**Storage Buffer:**  
PBS with 0.02% sodium azide and 50% glycerol, pH7.3  
**Aliquoting is unnecessary for -20°C storage**

\*\*\* 20ul sizes contain 0.1% BSA

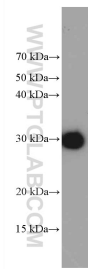
For technical support and original validation data for this product please contact:  
T: 1 (888) 4PTGLAB (1-888-478-4522) (toll free in USA), or 1(312) 455-8498 (outside USA)  
E: proteintech@ptglab.com  
W: ptglab.com

This product is exclusively available under Proteintech Group brand and is not available to purchase from any other manufacturer.

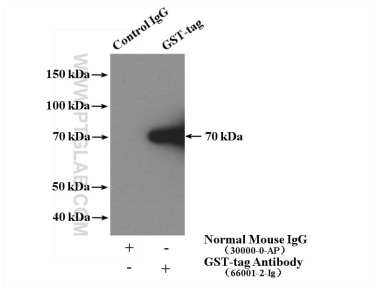
Selected Validation Data



GST tagged recombinant protein (25ng/lane) was subjected to SDS-PAGE followed by western blot with anti-GST tag monoclonal antibody 66001-2-Ig at various dilutions.



GST protein (25 ng), pGEX6P-1 vector expressed in E. coli, were subjected to SDS PAGE followed by western blot with 66001-2-Ig (GST Tag antibody, 1:200,000) incubated at room temperature for 1.5 hours.



IP result of anti-GST Tag (IP:66001-2-Ig, 5ug; Detection:66001-2-Ig 1:10000) with Total E. coli lysate (with pGEX4T fused plasmid) 1360 ug.