

For Research Use Only

NUMBL Monoclonal antibody

Catalog Number: 66155-1-Ig



Basic Information

Catalog Number: 66155-1-Ig	GenBank Accession Number: BC001794	Purification Method: Protein A purification
Size: 150ul , Concentration: 2900 µg/ml by Nanodrop and 1480 µg/ml by Bradford method using BSA as the standard;	GeneID (NCBI): 9253	CloneNo.: 5F6E1
Source: Mouse	Full Name: numb homolog (Drosophila)-like	Recommended Dilutions: WB 1:500-1:2000 IHC 1:50-1:500 IF 1:50-1:500
Isotype: IgG2a	Calculated MW: 65 kDa	
Immunogen Catalog Number: AG16771	Observed MW: 70 kDa	

Applications

Tested Applications: IF, IHC, WB, ELISA	Positive Controls:
Species Specificity: human, mouse	WB : L02 cells,
Note-IHC: suggested antigen retrieval with TE buffer pH 9.0; (*) Alternatively, antigen retrieval may be performed with citrate buffer pH 6.0	IHC : mouse brain tissue, human gliomas tissue
	IF : PC-12 cells, L02 cells

Background Information

Numbl (also known as numbl like or Nbl), as a conserved homolog of Drosophila Numb, is specifically expressed in the brain. Numbl is a cytoplasm protein and has redundant functions in embryonic neurogenesis. It plays an important role in ependymal wall integrity and subventricular zone neuroblast survival. However, its expression and function in the central nervous system lesion are still unclear.

Storage


Storage:
Store at -20°C. Stable for one year after shipment.
Storage Buffer:
PBS with 0.02% sodium azide and 50% glycerol pH 7.3.
Aliquoting is unnecessary for -20°C storage

*** 20ul sizes contain 0.1% BSA

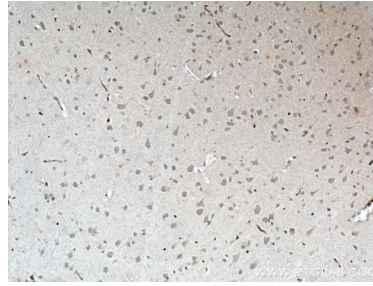
For technical support and original validation data for this product please contact:
T: 1 (888) 4PTGLAB (1-888-478-4522) (toll free in USA), or 1(312) 455-8498 (outside USA)
E: proteintech@ptglab.com
W: ptglab.com

This product is exclusively available under Proteintech Group brand and is not available to purchase from any other manufacturer.

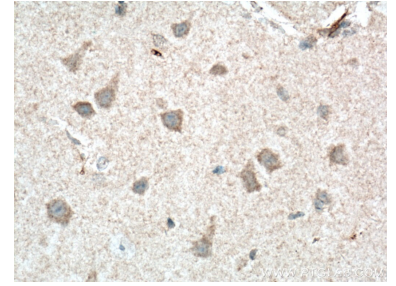
Selected Validation Data



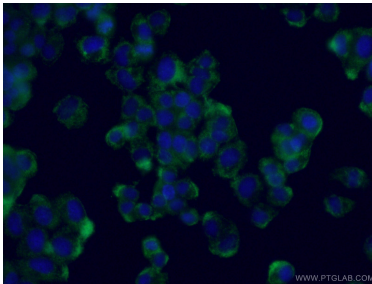
L02 cells were subjected to SDS PAGE followed by western blot with 66155-1-Ig (NUMBL antibody at dilution of 1:1000 incubated at room temperature for 1.5 hours.



Immunohistochemical analysis of paraffin-embedded mouse brain tissue slide using 66155-1-Ig (NUMBL antibody) at dilution of 1:200 (under 10x lens. Heat mediated antigen retrieval with Tris-EDTA buffer (pH 9.0).



Immunohistochemical analysis of paraffin-embedded mouse brain tissue slide using 66155-1-Ig (NUMBL antibody) at dilution of 1:200 (under 40x lens. Heat mediated antigen retrieval with Tris-EDTA buffer (pH 9.0).



Immunofluorescent analysis of (4% PFA) fixed PC-12 cells using 66155-1-Ig (NUMBL antibody) at dilution of 1:100 and Alexa Fluor 488-Conjugated AffiniPure Goat Anti-Mouse IgG(H+L).