

FcZero-rAb



for Flow Cytometry

Zero Fc receptor binding

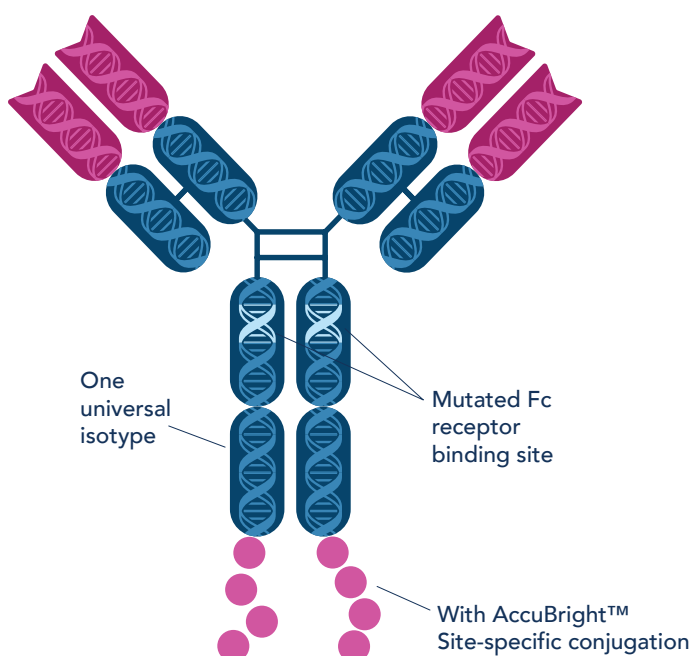
Recombinant antibodies with Proteintech's new FcZero backbone eliminates the need for Fc receptor block and simplifies your protocol.

Site-specific conjugation

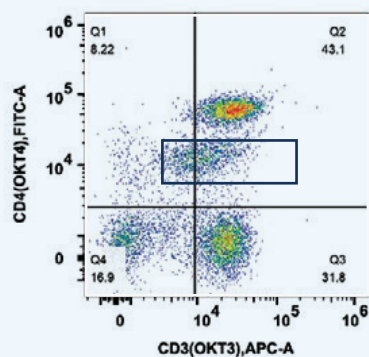
FcZero-rAb™ with AccuBright™ features site-specific stoichiometric conjugation for precise control of degree of labeling, increased brightness, and removes the risk of fluorophores blocking the antigen-binding region.

Part of the Uni-rAb family

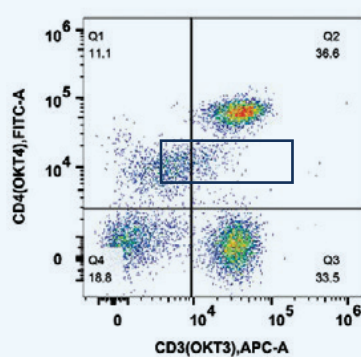
Uni-rAb recombinant monoclonal antibodies are developed using Proteintech's Antigen-Specific B-Cell Cloning & Engineering (ABCE™) Platform for optimized specificity, affinity, purity, and consistency.



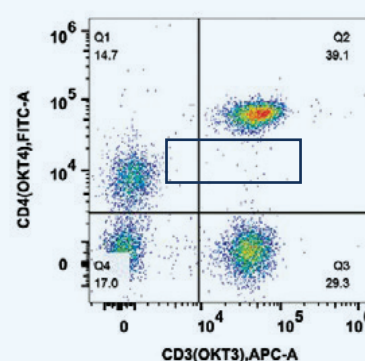
FcZero-rAb™ Recombinant Antibodies for Flow Cytometry eliminates background due to non-specific binding to Fc receptors, resulting in cleaner data.



Conventional Monoclonal



Conventional Monoclonal
+ FcR block

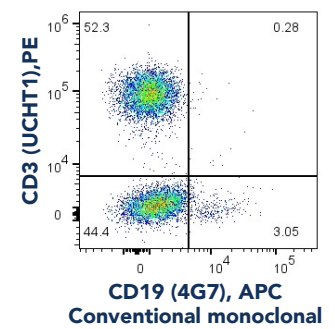
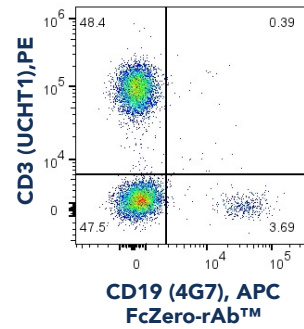
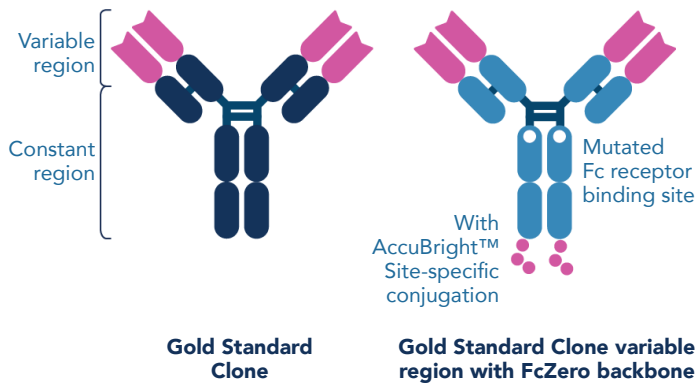


FcZero-rAb™

FcZero-rAb

The best version of clones you trust

The FcZero-rAb™ backbone has been recombined with top-cited flow cytometry clones to keep the epitope and binding behavior of clones you already use while increasing the purity and binding efficacy.

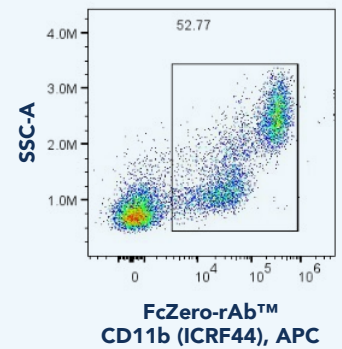
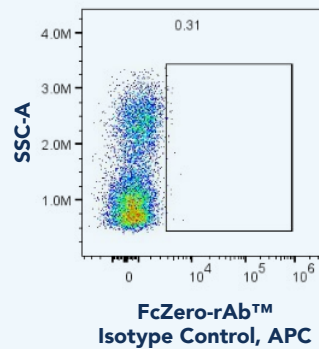


One universal isotype

Simplify your experiments. FcZero-rAb™ all use the same backbone so that only one isotype control is needed, reducing cost and complexity of experiments.

Isotype Control

Target	Clone	Cat. No.
FcZero-rAb™ Isotype Control	240953C9	FcA98136

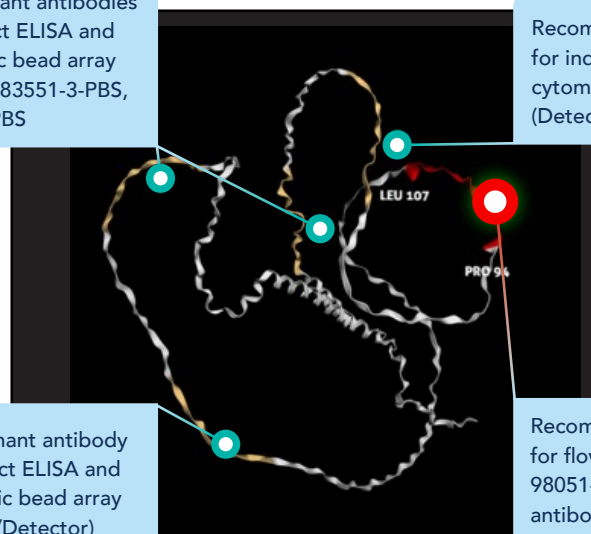


Knowledge is power

With our growing portfolio of epitope mapped antibodies, we are empowering scientists to choose the best reagent for their experiment and leading the charge in transparency in antibody manufacturing.

Recombinant antibodies for indirect ELISA and cytometric bead array (Capture) 83551-3-PBS, 83551-1-PBS

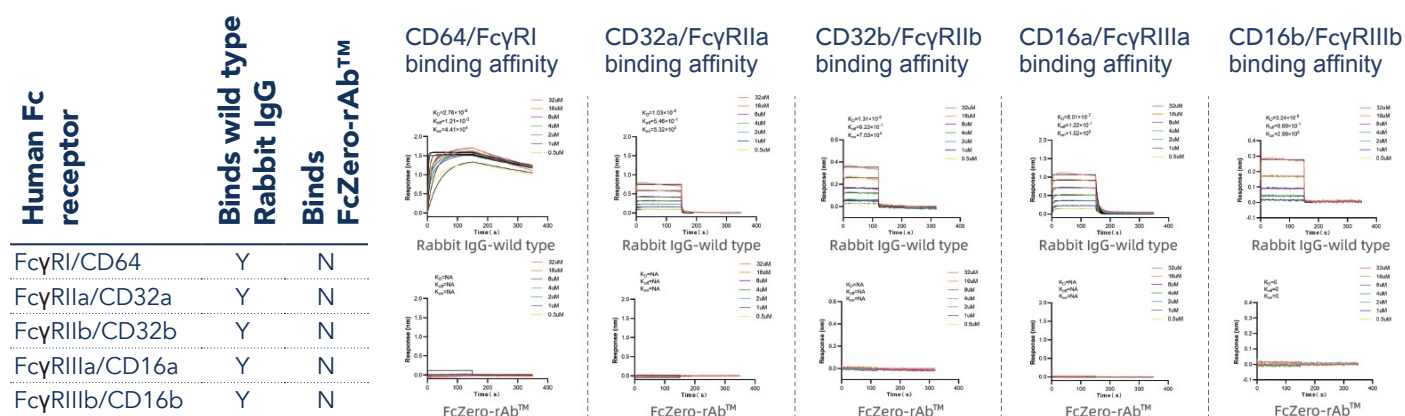
Recombinant antibody for indirect ELISA and cytometric bead array (Detector) 83551-4-PBS



Recombinant antibody for indirect ELISA and cytometric bead array (Capture/Detector) 83551-2-PBS

Recombinant antibody for flow cytometry 98051-1-RR Monoclonal antibody for IHC, IF, and ELISA 67515-1-Ig

FcZero-rAb™ eliminates binding to human Fc gamma receptors



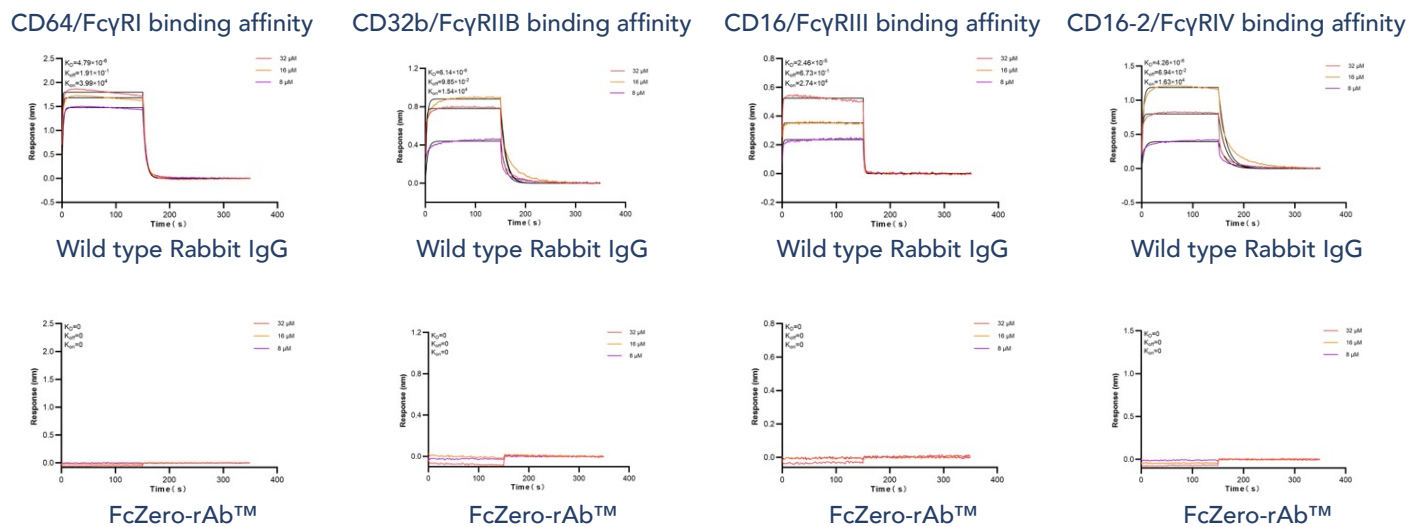
Anti-Human FcZero-rAb™ antibodies

Target	Clone	Cat. No.	Target	Clone	Cat. No.	Target	Clone	Cat. No.
CD2	TS1/8	FcA65565	CD47	240997D8	FcA98131	CD107b	H4B4	FcA65566
CD3	OKT3	FcA65569	CD50 (ICAM-3)	241418E8	FcA98097	CD127 (IL-7Ra)	240749H2	FcA98074
	UCHT1	FcA65570		15.2	FcA65567	CD135 (FLT3)	241414F8	FcA98106
CD4	240427E12	FcA98042	CD54 (ICAM-1)	240646A11	FcA98011	CD144 (VE-cadherin)	240755B2	FcA98071
	OKT4	FcA65603		CD56 (NCAM1)	240078A7	FcA98033	CD160	241415F2
CD5	240428A12	FcA98054	CD58	TS2/9	FcA65597	CD162 (SELPLG)	241297F10	FcA98084
	L17F12	FcA65599	CD59	241311A4	FcA98099	CD163	GHI/61	FcA65561
CD8a	UCHT2	FcA65609	CD62P	AK4	FcA65587	CD172a (SIRP Alpha)	240789E1	FcA98101
	OKT8	FcA65506	CD64	10.1	FcA65572			
CD8b	241326A7	FcA98103	CD66a/c/d (CEACAM1/3/6)	240497E12	FcA98061	CD177	241339F4	FcA98086
CD9	240830E6	FcA98095				CD66b/e (CEACAM5/8)	230353B7	FcA98012
CD11a	TS2/4	FcA65563	CD68	KP1	FcA65593	CD244	241260G10	FcA98133
CD11b	ICRF44	FcA65582	CD70	241325D8	FcA98098	CD266 (TWEAKR)	240991C5	FcA98125
CD11c	3.9	FcA65568	CD72	241300C1	FcA98090			
CD14	230332D7	FcA98040	CD73	241300C1	FcA98090	CD276 (B7-H3)	230305A10	FcA98017
CD16	3G8	FcA65612	CD79a	AD2	FcA65564	CD279 (PD-1)	240724G11	FcA98068
CD18	TS1/18	FcA65595		HM57	FcA65610	CD283 (TLR3)	230445F1	FcA98016
CD19	4G7	FcA65562	CD84	241345A3	FcA98108	CD309 (VEGFR2)	230238B11	FcA98009
CD20	2H7	FcA65575	CD85j (LILRB1)	GHI/75	FcA65623	CD319 (SLAMF7)	241321F11	FcA98093
CD23	241270C6	FcA98088				CD86	240429C6	FcA98043
CD26 (DPP4)	BA5b	FcA65574	CD87 (uPAR)	240366G10	FcA98048	241098F7	FcA98123	
CD29	TS2/16	FcA65601	CD89	241426E3	FcA98105	CD325 (N-cadherin)	230259D7	FcA98006
CD35	E11	FcA65622	CD90	241290B2	FcA98126	Granzyme B	240761G4	FcA98070
CD39 (ENTPD1)	241292G7	FcA98102	CD97	241335D8	FcA98094	HLA-DR	L243	FcA65560
CD42b	AK2	FcA65588	CD105 (Endoglin)	241196D9	FcA98013	IFNAR1	230549B1	FcA98067
CD45	241670E10	FcA98117				IL-1RAP	240756A12	FcA98073
						VISTA	241003C8	FcA98109

For full product offerings, go to ptglab.com.

FcZero-rAb™ eliminates binding to murine Fc gamma receptors

Mouse Fc receptor	Binds wild type Rabbit IgG	Binds FcZero-rAb™
FcγRI/CD64	Y	N
FcγRIIB/CD32b	Y	N
FcγRIII/CD16	Y	N
FcγRIV/CD16-2	Y	N

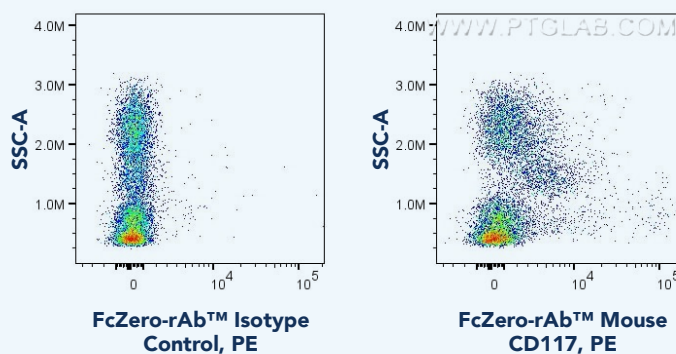


Anti-Mouse FcZero-rAb™ antibodies

Target	Clone	Cat. No.
CD5	240244A7	FcA98038
CD14	240225C2	FcA98020
CD34	240659B11	FcA98069
CD40	240874G8	FcA98122
CD45	240356D1	FcA98035
CD56 (NCAM1)	240936A4	FcA98118
CD68	230504G5	FcA98029
CD98 (SLC3A2)	241247F1	FcA98128
CD117 (c-Kit)	240246C11	FcA98041
CD206	240344D12	FcA98031
CD284 (TLR4)	230463C7	FcA98018
CD309 (VEGFR2)	240214D7	FcA98027

Anti-Rat FcZero-rAb™ antibodies

Target	Clone	Cat. No.
CD11b	OX42	FcA65606
CD43	W3/13	FcA65607
CD54 (ICAM-1)	240725C2	FcA98060



1x10⁶ mouse bone marrow cells were surface stained with 0.25 μg PE Anti-Mouse CD117/c-Kit Rabbit Recombinant Antibody (PE-FcA98041, Clone: 240246C11), or PE Rabbit IgG Isotype Control Recombinant Antibody ([PE-FcA98136](#), Clone: 240953C9). Cells were not fixed.

For full product offerings, go to ptglab.com.