



proteintech®

Matched Antibody Pairs

Antibody pairs consist of a capture antibody and a detection antibody specific for different epitopes on the same protein antigen, enhancing the sensitivity and selectivity of an assay.

- Largest selection of matched antibody pairs on the market
- Ready for a wide variety of multiplex platforms
- Multiple clones available for different pairing combinations to one target
- PBS-only formulation, ready for custom conjugation
- Proteintech's proprietary recombinant antibody technology produces unrivalled batch-to-batch consistency, easy scale-up, and future security of supply

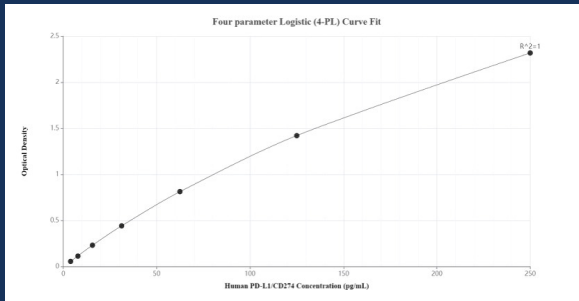


For when you need it all.

ptglab.com

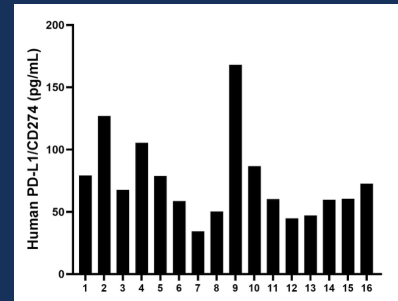
Our matched antibody pairs are validated using Proteintech's proprietary in-house multiplex bead array technology, sandwich ELISA platforms, and testing with biological samples to provide the highest performing antibody pairs on the market.

PD-L1 Matched Pair performance in sandwich ELISA



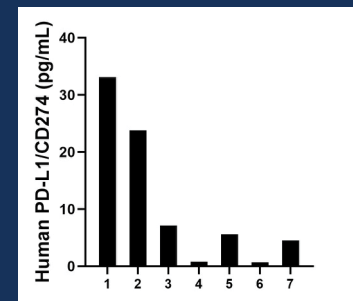
Sandwich ELISA standard curve of MP00601-4, Human PD-L1/CD274 Recombinant Matched Antibody Pair - PBS only. 83600-7-PBS was coated to a plate as the capture antibody and incubated with serial dilutions of standard Eg1114. 83600-6-PBS was HRP conjugated as the detection antibody. Range: 3.9-250 pg/mL.

Detection of PD-L1 in human serum



Serum of sixteen individual healthy human donors was measured. The PD-L1/CD274 concentration of detected samples was determined to be 75.1 pg/mL with a range of 34.4-168.1 pg/mL.

Detection of PD-L1 in human urine



Urine of seven individual healthy human donors was measured. The PD-L1/CD274 concentration of detected samples was determined to be 10.8 pg/mL with a range of 0.7 - 33.1 pg/mL.