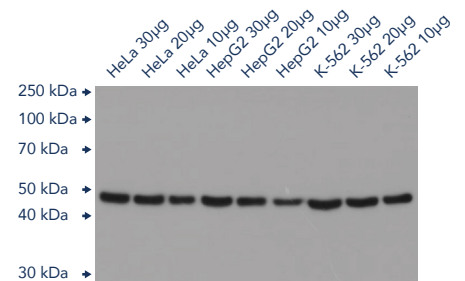
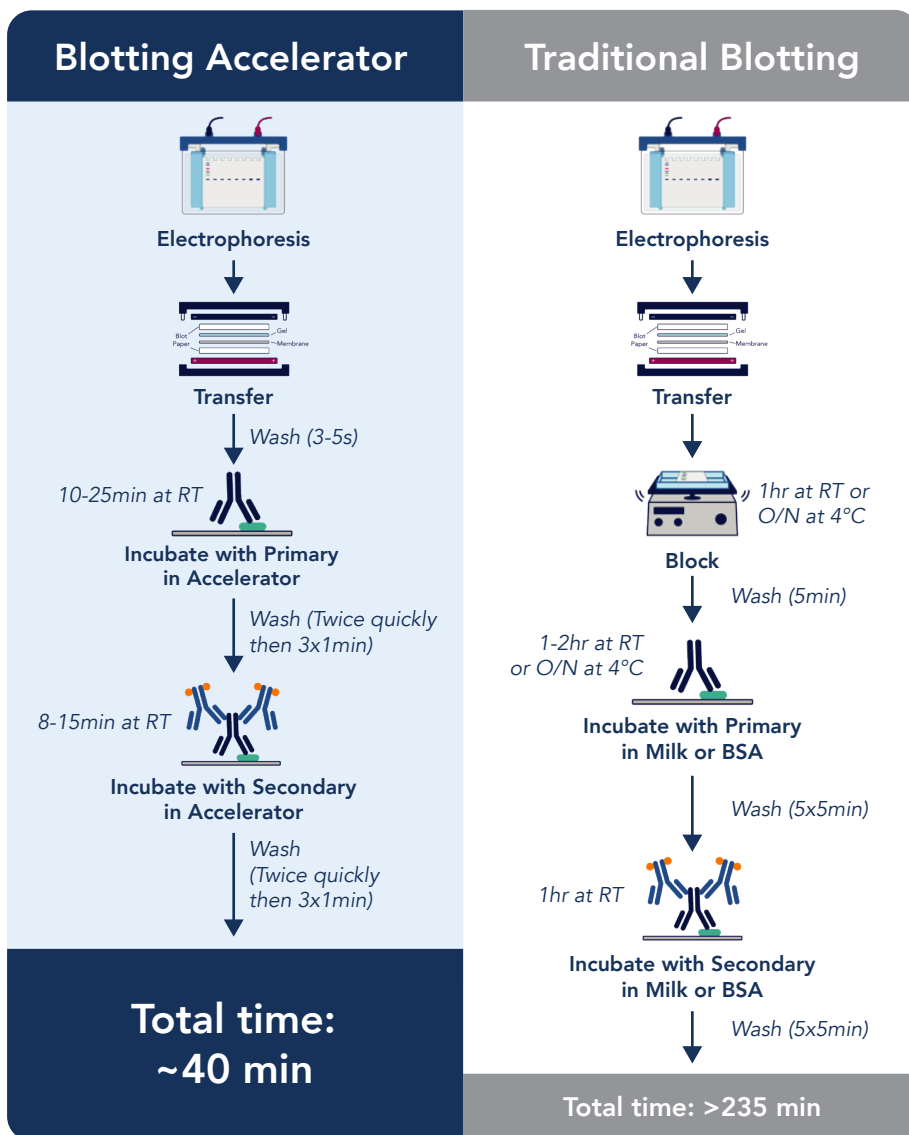


Blotting Accelerator

Quicker Blots. Quicker Results.

The Blotting Accelerator is a premium multi-component solution **designed to shorten the western blotting protocol to just 40 minutes** by eliminating the need for blocking and decreasing antibody incubation times and washing steps.

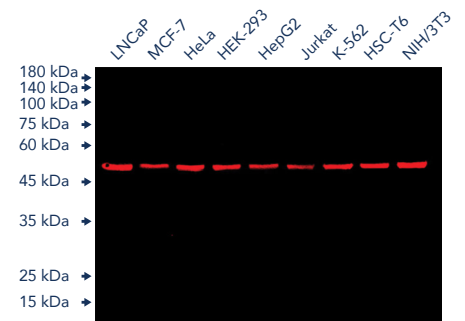


Unblocked membrane.

Primary antibody: Beta Tubulin (80713-1-RR) at 1:1000. Incubated at RT for 18min.

Secondary antibody: HRP-labeled recombinant secondary antibody (RGAR001) at 1:5000. Incubated at RT for 8 min.

Total time: 32 min



Unblocked membrane.

Primary antibody: Beta Tubulin (80713-1-RR) at 1:1000. Incubated at RT for 15min.

Secondary antibody: CL750-labeled recombinant secondary antibody (RGAR006) at 1:10000. Incubated at RT for 10 min.

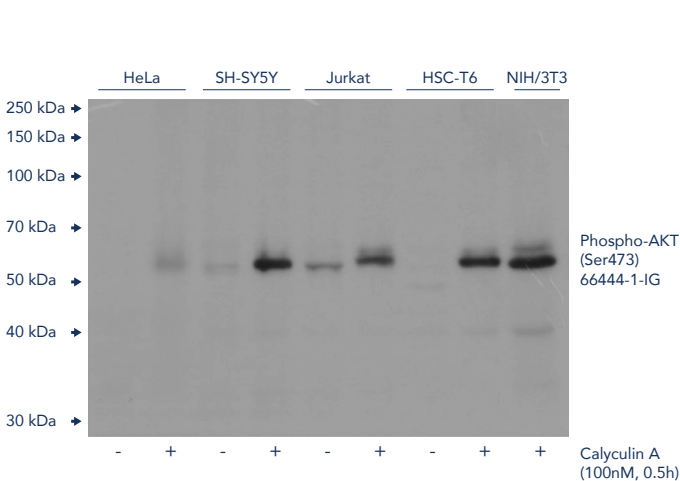
Total time: 31 min



Scan to
Learn More

Blotting Accelerator

Quicker Blots. Quicker Results.

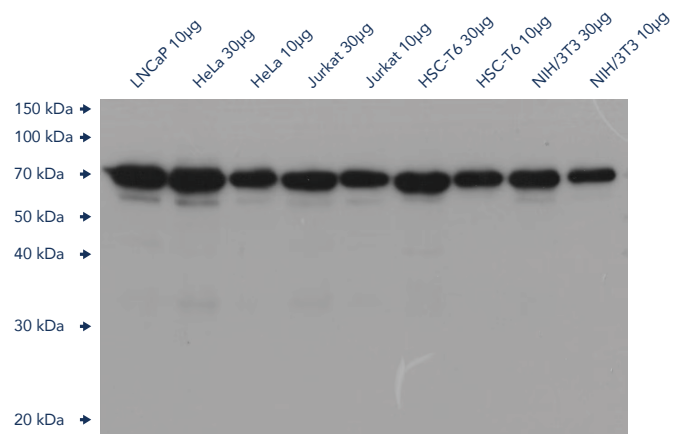


Unblocked membrane.

Primary antibody: Phospho-AKT (66444-1-Ig) at 1:1000. Incubated at RT for 15min.

Secondary antibody: HRP-labeled recombinant secondary antibody (RGAM001) at 1:5000. Incubated at RT for 10 min.

Total time: 31min



Unblocked membrane.

Conjugated primary antibody: HRP-conjugated Lamin B1 (HRP-66095). Incubated for 3 minutes at room temperature.

Total time: 6 min

★ Efficient

Western blotting done in just 40 min!
No need for blocking. Reduced incubation and washing times.

★ Versatile

Has both blocking and diluent properties, so ideal signals can be obtained without a blocking step.

★ Compatible

Works with a wide range of antibodies, including phosphorylated antibodies and HRP/fluorescent labeled primary or secondary antibodies.

★ Stable

Store unused solution at 4°C for 12 months or diluted antibody working solution at 4°C for 3 months.