For Research Use Only

SPIN2B Polyclonal antibody

Catalog Number:10107-2-AP

proteintech®
Antibodies | ELISA kits | Proteins
www.ptglab.com

Basic Information

Catalog Number:
10107-2-AP

Size:
150ul , Concentration: 550 ug/ml by Nanodrop and 247 ug/ml by Bradford method using BSA as the standard;

Source:
Rabbit

Isotype:
IgG

Immunogen Catalog Number:
AG0157

GenBank Accession Number:
BC000044

GeneID (NCBI):
474343

UNIPROT ID:
Q9BPZ2

Full Name:
spindlin family, member 2B

Calculated MW:
29 kDa

Observed MW:
29 kDa

Purification Method:
Antigen affinity purification

Recommended Dilutions:
WB 1:500-1:1000
IHC 1:50-1:200
IF/ICC 1:200-1:800

Applications

Tested Applications:
WB, IHC, IF/ICC, ELISA

Species Specificity:
human, mouse, rat

Note-IHC: suggested antigen retrieval with TE buffer pH 9.0; (*) Alternatively, antigen retrieval may be performed with citrate buffer pH 6.0

Positive Controls:

WB : mouse brain tissue,

IHC : human breast cancer tissue,

IF/ICC : HeLa cells, HEK-293 cells

Storage

Storage:
Store at -20°C. Stable for one year after shipment.
Storage Buffer:
PBS with 0.02% sodium azide and 50% glycerol pH 7.3.
Aliquoting is unnecessary for -20°C storage

***** 20ul sizes contain 0.1% BSA**

For technical support and original validation data for this product please contact:
T: 1 (888) 4PTGLAB (1-888-478-4522) (toll free in USA), or 1(312) 455-8498 (outside USA)
E: proteintech@ptglab.com
W: ptglab.com

This product is exclusively available under Proteintech Group brand and is not available to purchase from any other manufacturer.

Selected Validation Data



mouse brain tissue were subjected to SDS PAGE followed by western blot with 10107-2-AP (SPIN2B antibody) at dilution of 1:500 incubated at room temperature for 1.5 hours.

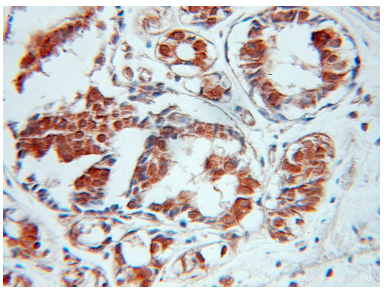

Immunohistochemical analysis of paraffin-embedded human breast cancer using 10107-2-AP (SPIN2B antibody) at dilution of 1:50 (under 25x lens).

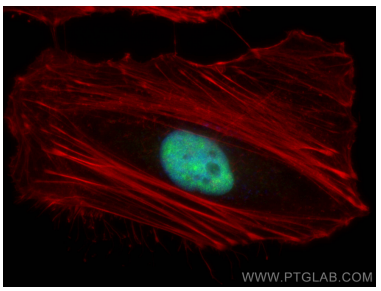

Immunofluorescent analysis of (4% PFA) fixed HeLa cells using SPIN2B antibody (10107-2-AP) at dilution of 1:400 and Multi-rAb CoraLite ® Plus 488-Goat Anti-Rabbit Recombinant Secondary Antibody (H+L) (RGAR002), CL594-Phalloidin (red).