

For Research Use Only

FXR1 Polyclonal antibody

Catalog Number: 13194-1-AP

Featured Product

20 Publications



Basic Information

Catalog Number:

13194-1-AP

Size:

150ul, Concentration: 800 µg/ml by Nanodrop;

Source:

Rabbit

Isotype:

IgG

Immunogen Catalog Number:

AG3873

GenBank Accession Number:

BC028983

GeneID (NCBI):

8087

UNIPROT ID:

P51114

Full Name:

fragile X mental retardation, autosomal homolog 1

Calculated MW:

621 aa, 70 kDa

Observed MW:

70-80 kDa

Purification Method:

Antigen affinity purification

Recommended Dilutions:

WB 1:5000-1:50000

IP 0.5-4.0 µg for 1.0-3.0 mg of total protein lysate

IHC 1:50-1:500

IF 1:10-1:100

Applications

Tested Applications:

IF, IHC, IP, WB, ELISA

Cited Applications:

WB, RIP, IP, IHC, IF

Species Specificity:

human, mouse

Cited Species:

human, rat, mouse

Positive Controls:

WB : HEK-293 cells, mouse heart tissue, NIH/3T3 cells

IP : mouse skeletal muscle tissue,

IHC : human heart tissue,

IF : Ethacrynic acid treated HepG2 cells, HepG2 cells

Note-IHC: suggested antigen retrieval with TE buffer pH 9.0; (*) Alternatively, antigen retrieval may be performed with citrate buffer pH 6.0

Background Information

Tumour necrosis factor-alpha (TNF-alpha) is a key mediator of inflammation in host defence against infection and in autoimmune disease. Its production is controlled post-transcriptionally by multiple RNA-binding proteins that interact with the TNF-alpha AU-rich element and regulate its expression; Fragile X mental retardation-related protein 1 (FXR1) is one of these. FXR1 (fragile-X-mental retardation-related protein 1) are RNA-binding proteins that have been demonstrated to impact miRNA-mediated, post-transcriptional gene regulation, and required for embryonic and postnatal development of muscle tissue. It can regulate intracellular transport and local translation of certain mRNAs. The FXR1 exists some isoforms with the MW 69 kDa and 60 kDa.

Notable Publications

Author	Pubmed ID	Journal	Application
Chandreyee Datta	36306353	Sci Adv	WB, IP
Lance T. Denes	34707124	Nat Commun	IF
Belinda Baquero-Perez	31647415	Elife	RIP

Storage

Storage:

Store at -20°C. Stable for one year after shipment.

Storage Buffer:

PBS with 0.02% sodium azide and 50% glycerol pH 7.3.

Aliquoting is unnecessary for -20°C storage

*** 20ul sizes contain 0.1% BSA

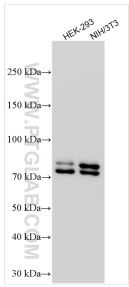
For technical support and original validation data for this product please contact:

T: 1 (888) 4PTGLAB (1-888-478-4522) (toll free in USA), or 1(312) 455-8498 (outside USA)

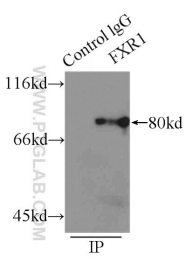
E: proteintech@ptglab.com
W: ptglab.com

This product is exclusively available under Proteintech Group brand and is not available to purchase from any other manufacturer.

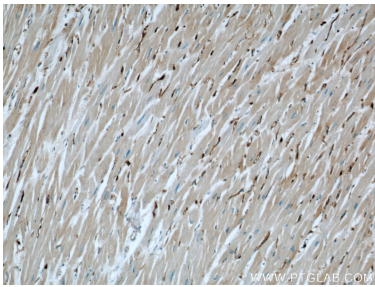
Selected Validation Data



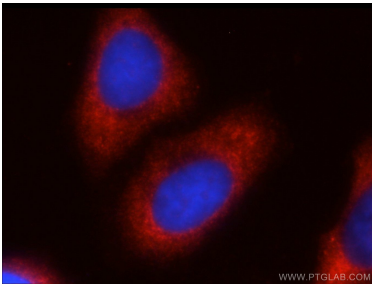
Various lysates were subjected to SDS PAGE followed by western blot with 13194-1-AP (FXR1 antibody) at dilution of 1:20000 incubated at room temperature for 1.5 hours.



IP result of anti-FXR1 (IP:13194-1-AP, 3ug; Detection:13194-1-AP 1:800) with mouse skeletal muscle tissue lysate 8000ug.



Immunohistochemical analysis of paraffin-embedded human heart using 13194-1-AP (FXR1 antibody) at dilution of 1:50 (under 10x lens).



Immunofluorescent analysis of Ethacrynic acid treated HepG2 cells using 13194-1-AP (FXR1 antibody) at dilution of 1:25 and Rhodamine-Goat anti-Rabbit IgG.