

For Research Use Only

Alpha B Crystallin Polyclonal antibody

Catalog Number: 15808-1-AP

Featured Product

12 Publications

Basic Information

Catalog Number:

15808-1-AP

Size:

150ul, Concentration: 350 µg/ml by Nanodrop;

Source:

Rabbit

Isotype:

IgG

Immunogen Catalog Number:

AG8543

GenBank Accession Number:

BC007008

GeneID (NCBI):

1410

Full Name:

crystallin, alpha B

Calculated MW:

175 aa, 20 kDa

Observed MW:

20-22 kDa

Purification Method:

Antigen affinity purification

Recommended Dilutions:

WB 1:2000-1:10000

IP 0.5-4.0 µg for 1.0-3.0 mg of total protein lysate

IHC 1:50-1:500

IF 1:50-1:500

Applications

Tested Applications:

IF, IHC, IP, WB, ELISA

Cited Applications:

ELISA, IF, IHC, WB

Species Specificity:

human, mouse, rat

Cited Species:

human, mouse, fish

Positive Controls:

WB: mouse heart tissue, U2OS cells, rat heart tissue, mouse skeletal muscle tissue, rat skeletal muscle tissue

IP: U2OS cells,

IHC: mouse eye tissue, mouse heart tissue

IF: U2OS cells,

Note-IHC: suggested antigen retrieval with TE buffer pH 9.0; (*) Alternatively, antigen retrieval may be performed with citrate buffer pH 6.0

Background Information

Alpha B-crystallin, encoded by CRYAB gene, is multifunctional, serving as both a major structural protein in the lens and a small heat-shock protein in other tissues in mammals. Alpha B-crystallin may contribute to the transparency and refractive index of the lens. Single nucleotide polymorphisms (SNPs) in the promoter region of CRYAB gene have been associated with multiple sclerosis. Mutations in the CRYAB gene cause distinct clinical phenotypes including isolated posterior polar cataract, myofibrillar myopathy, cardiomyopathy, or a multisystemic disorder combining all these features. Impairment of alpha-B crystallin dimerization may be relevant to the pathogenesis of these disorders.

Notable Publications

Author	Pubmed ID	Journal	Application
Daniele Vergara	29138676	Oxid Med Cell Longev	WB
Thomas G Martin	34487557	J Cell Biochem	WB
Yuchen Yang	33839756	Brief Bioinform	IF

Storage

Storage:

Store at -20°C. Stable for one year after shipment.

Storage Buffer:

PBS with 0.02% sodium azide and 50% glycerol pH 7.3.

Aliquoting is unnecessary for -20°C storage

*** 20ul sizes contain 0.1% BSA

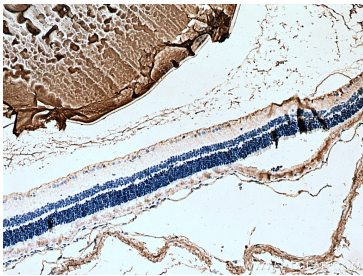
For technical support and original validation data for this product please contact:

T: 1 (888) 4PTGLAB (1-888-478-4522) (toll free in USA), or 1(312) 455-8498 (outside USA)

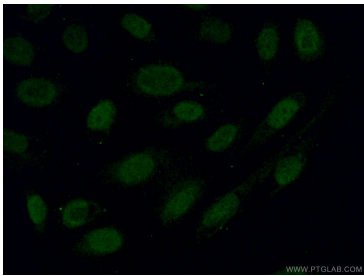
E: proteintech@ptglab.com
W: ptglab.com

This product is exclusively available under Proteintech Group brand and is not available to purchase from any other manufacturer.


Selected Validation Data



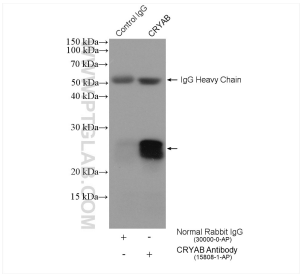
Immunohistochemical analysis of paraffin-embedded mouse eye tissue slide using 15808-1-AP (Alpha B Crystallin antibody) at dilution of 1:200 (under 10x lens). Heat mediated antigen retrieval with Tris-EDTA buffer (pH 9.0).



Immunofluorescent analysis of (4% PFA) fixed U2OS cells using 15808-1-AP (Alpha B Crystallin antibody) at dilution of 1:50 and Alexa Fluor 488-conjugated AffiniPure Goat Anti-Rabbit IgG(H+L).



Various lysates were subjected to SDS PAGE followed by western blot with 15808-1-AP (Alpha B Crystallin antibody) at dilution of 1:5000 incubated at room temperature for 1.5 hours.



IP result of anti-Alpha B Crystallin(IP:15808-1-AP, 4ug; Detection:15808-1-AP 1:500) with U2OS cells lysate 1800 ug.