

For Research Use Only

pregnancy zone protein Polyclonal antibody



Catalog Number: 21742-1-AP

1 Publications

Basic Information

Catalog Number: 21742-1-AP	GenBank Accession Number: BC111756	Purification Method: Antigen affinity purification
Size: 150ul , Concentration: 500 µg/ml by Nanodrop and 307 µg/ml by Bradford method using BSA as the standard;	GeneID (NCBI): 5858	Recommended Dilutions: WB 1:5000-1:20000 IHC 1:50-1:500
Source: Rabbit	Full Name: pregnancy-zone protein	
Isotype: IgG	Calculated MW: 1482 aa, 164 kDa	
Immunogen Catalog Number: AG16471	Observed MW: 164 kDa	

Applications

Tested Applications: IHC, WB, ELISA	Positive Controls:
Cited Applications: WB	WB : human plasma, human placenta tissue, human brain tissue
Species Specificity: human	IHC : human placenta tissue, human brain tissue
Cited Species: human	
Note-IHC: suggested antigen retrieval with TE buffer pH 9.0; (*) Alternatively, antigen retrieval may be performed with citrate buffer pH 6.0	

Background Information

Pregnancy Zone Protein (PZP) is an immunosuppressive protein that is expressed by the placenta. The PZP is a thiol ester-containing alpha macroglobulin protein that controls the proteolytic pathways during pregnancy and contributes to maintaining the immunologically privileged status of the fetus. Recently PZP over-expression has been described as a novel biomarker for predicting the prognosis of hepatocellular carcinoma and its high expression has been reported in solid tumors.

Notable Publications

Author	Pubmed ID	Journal	Application
Hongmei Lu	31384238	Clin Proteomics	WB

Storage

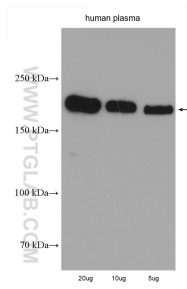
Storage:
Store at -20°C. Stable for one year after shipment.
Storage Buffer:
PBS with 0.02% sodium azide and 50% glycerol pH 7.3.
Aliquoting is unnecessary for -20°C storage

*** 20ul sizes contain 0.1% BSA

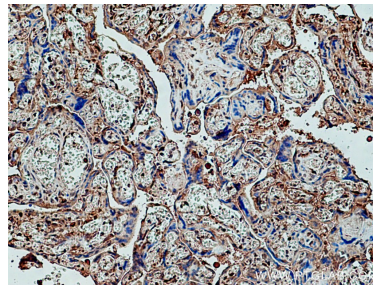
For technical support and original validation data for this product please contact:
T: 1 (888) 4PTGLAB (1-888-478-4522) (toll free in USA), or 1(312) 455-8498 (outside USA)
E: proteintech@ptglab.com
W: ptglab.com

This product is exclusively available under Proteintech Group brand and is not available to purchase from any other manufacturer.

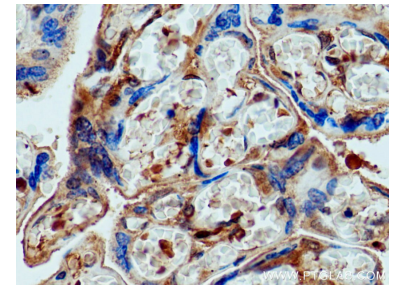
Selected Validation Data



Human plasma were subjected to SDS PAGE followed by western blot with 21742-1-AP (pregnancy zone protein antibody) at dilution of 1:10000 incubated at room temperature for 1.5 hours.



Immunohistochemical analysis of paraffin-embedded human placenta tissue slide using 21742-1-AP (pregnancy zone protein antibody) at dilution of 1:200 (under 10x lens). Heat mediated antigen retrieval with Tris-EDTA buffer (pH 9.0).



Immunohistochemical analysis of paraffin-embedded human placenta tissue slide using 21742-1-AP (pregnancy zone protein antibody) at dilution of 1:200 (under 40x lens). Heat mediated antigen retrieval with Tris-EDTA buffer (pH 9.0).