

For Research Use Only

TGF Alpha Polyclonal antibody

Catalog Number: 22308-1-AP

4 Publications



Basic Information

Catalog Number: 22308-1-AP	GenBank Accession Number: NM_003236	Purification Method: Antigen affinity purification
Size: 150ul , Concentration: 700 µg/ml by Nanodrop;	GeneID (NCBI): 7039	Recommended Dilutions: IHC 1:50-1:500 IF 1:10-1:100
Source: Rabbit	Full Name: transforming growth factor, alpha	
Isotype: IgG	Calculated MW: 17 kDa	

Applications

Tested Applications: IF, IHC, ELISA	Positive Controls:
Cited Applications: IHC	IHC : human breast cancer tissue, human skin tissue
Species Specificity: human	IF : A431 cells,
Cited Species: human	
Note-IHC: suggested antigen retrieval with TE buffer pH 9.0; (*) Alternatively, antigen retrieval may be performed with citrate buffer pH 6.0	

Background Information

Notable Publications

Author	Pubmed ID	Journal	Application
Li-Li Wang	31639291	J Cell Mol Med	
Bing Xia	32109988	Drug Des Devel Ther	
Shuo Chen	26832151	Mol Cancer	IHC

Storage

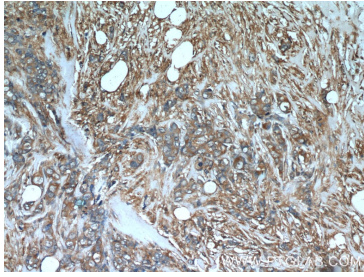
Storage:
Store at -20°C. Stable for one year after shipment.
Storage Buffer:
PBS with 0.02% sodium azide and 50% glycerol pH 7.3.
Aliquoting is unnecessary for -20°C storage

*** 20ul sizes contain 0.1% BSA

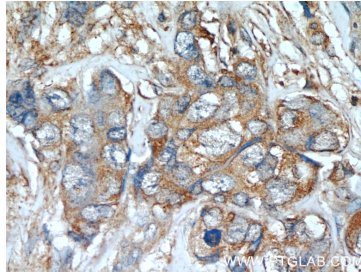
For technical support and original validation data for this product please contact:
T: 1 (888) 4PTGLAB (1-888-478-4522) (toll free in USA), or 1(312) 455-8498 (outside USA)
E: proteintech@ptglab.com
W: ptglab.com

This product is exclusively available under Proteintech Group brand and is not available to purchase from any other manufacturer.

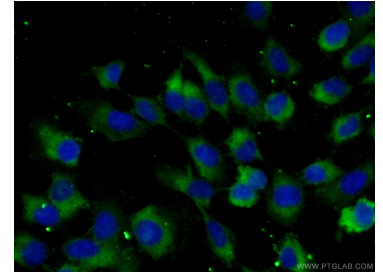
Selected Validation Data



Immunohistochemical analysis of paraffin-embedded human breast cancer slide using 22308-1-AP (TGF-alpha antibody) at dilution of 1:50.



Immunohistochemical analysis of paraffin-embedded human breast cancer slide using 22308-1-AP (TGF-alpha antibody) at dilution of 1:50.



Immunofluorescent analysis of (-20°C Ethanol) fixed A431 cells using 22308-1-AP (TGF-alpha antibody) at dilution of 1:25 and Alexa Fluor 488-conjugated AffiniPure Goat Anti-Rabbit IgG(H+L).