

For Research Use Only

SPAG9 Polyclonal antibody

Catalog Number: 24423-1-AP



Basic Information

Catalog Number: 24423-1-AP	GenBank Accession Number: BC146755	Purification Method: Antigen affinity purification
Size: 150ul , Concentration: 800 µg/ml by Nanodrop and 393 µg/ml by Bradford method using BSA as the standard;	GeneID (NCBI): 9043	Recommended Dilutions: WB 1:2000-1:8000 IHC 1:50-1:500 IF 1:20-1:200
Source: Rabbit	Full Name: sperm associated antigen 9	
Isotype: IgG	Calculated MW: 1321 aa, 146 kDa	
Immunogen Catalog Number: AG19763	Observed MW: 105 kDa	

Applications

Tested Applications: IF, IHC, WB, ELISA	Positive Controls: WB : HEK-293 cells, HeLa cells, RAW 264.7 cells
Species Specificity: human, mouse	IHC : human testis tissue, IF : RAW 264.7 cells,
Note-IHC: suggested antigen retrieval with TE buffer pH 9.0; (*) Alternatively, antigen retrieval may be performed with citrate buffer pH 6.0	

Background Information

Storage

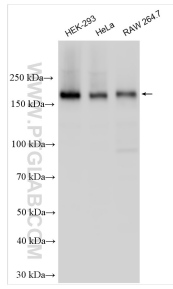
Storage:
Store at -20°C. Stable for one year after shipment.
Storage Buffer:
PBS with 0.02% sodium azide and 50% glycerol pH 7.3.
Aliquoting is unnecessary for -20°C storage

*** 20ul sizes contain 0.1% BSA

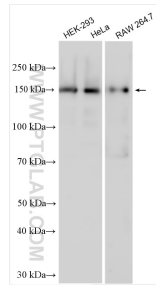
For technical support and original validation data for this product please contact:
T: 1 (888) 4PTGLAB (1-888-478-4522) (toll free in USA), or 1(312) 455-8498 (outside USA)
E: proteintech@ptglab.com
W: ptglab.com

This product is exclusively available under Proteintech Group brand and is not available to purchase from any other manufacturer.

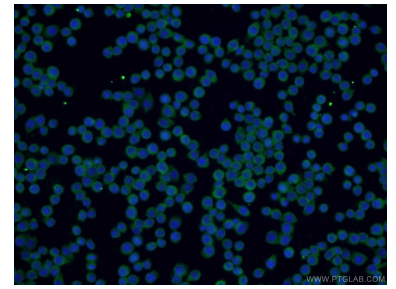
Selected Validation Data



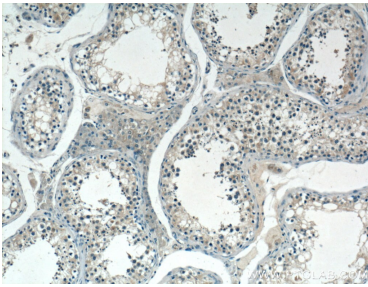
Various lysates were subjected to SDS PAGE followed by western blot with 24423-1-AP (SPAG9 antibody) at dilution of 1:2000 incubated at room temperature for 1.5 hours.



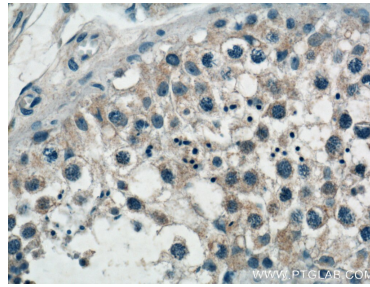
Various lysates were subjected to SDS PAGE followed by western blot with 24423-1-AP (SPAG9 antibody) at dilution of 1:8000 incubated at room temperature for 1.5 hours.



Immunofluorescent analysis of RAW 264.7 cells using 24423-1-AP (SPAG9 antibody) at dilution of 1:50 and Alexa Fluor 488-conjugated AffiniPure Goat Anti-Rabbit IgG(H+L).



Immunohistochemical analysis of paraffin-embedded human testis tissue slide using 24423-1-AP (SPAG9 antibody) at dilution of 1:200 (under 10x lens).



Immunohistochemical analysis of paraffin-embedded human testis tissue slide using 24423-1-AP (SPAG9 antibody) at dilution of 1:200 (under 40x lens).