For Research Use Only

Integrin Beta 1 Polyclonal antibody

Catalog Number:26918-1-AP Featured Product 29 Publications

proteintech®
Antibodies | ELISA kits | Proteins
www.ptglab.com

Basic Information

Catalog Number:
26918-1-AP

Size:
150ul , Concentration: 750 µg/ml by Nanodrop and 433 µg/ml by Bradford method using BSA as the standard;

Source:
Rabbit

Isotype:
IgG

Immunogen Catalog Number:
AG25426

GenBank Accession Number:
BC020057

GeneID (NCBI):
3688

ENSEMBL Gene ID:
ENSG00000150093

UNIPROT ID:
P05556

Full Name:
integrin, beta 1 (fibronectin receptor, beta polypeptide, antigen CD29 includes MDF2, MSK12)

Calculated MW:
88 kDa

Observed MW:
130 kDa

Purification Method:
Antigen affinity purification

Recommended Dilutions:
WB 1:500-1:2000
IHC 1:50-1:500

Applications

Tested Applications:
WB, IHC, ELISA

Cited Applications:
WB, FC, IHC

Species Specificity:
human, mouse, rat

Cited Species:
human, rat, mouse, Hamster

Note-IHC: suggested antigen retrieval with TE buffer pH 9.0; (*) Alternatively, antigen retrieval may be performed with citrate buffer pH 6.0

Positive Controls:

WB : mouse lung tissue, HT-1080 cells, rat lung tissue

IHC : human skin tissue, human lung cancer tissue

Notable Publications

Author	Pubmed ID	Journal	Application
Qian Wang	33015191	J Diabetes Res	WB
Zhiyuan Wang	36438503	Theranostics	WB
Qingxiu Yao	34708331	Mol Neurobiol	IF

Storage

Storage:
Store at -20°C. Stable for one year after shipment.
Storage Buffer:
PBS with 0.02% sodium azide and 50% glycerol pH 7.3.
Aliquoting is unnecessary for -20°C storage

***** 20ul sizes contain 0.1% BSA**

For technical support and original validation data for this product please contact:
T: 1 (888) 4PTGLAB (1-888-478-4522) (toll free in USA), or 1(312) 455-8498 (outside USA)
E: proteintech@ptglab.com
W: ptglab.com

This product is exclusively available under Proteintech Group brand and is not available to purchase from any other manufacturer.

Selected Validation Data

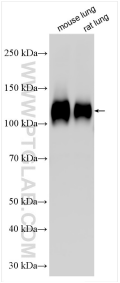

Various lysates were subjected to SDS PAGE followed by western blot with 26918-1-AP (Integrin Beta 1 antibody) at dilution of 1:1000 incubated at room temperature for 1.5 hours.

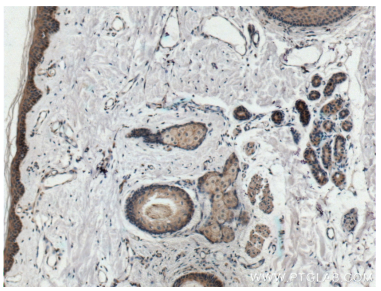

Immunohistochemical analysis of paraffin-embedded human skin tissue slide using 26918-1-AP (Integrin beta-1 Antibody) at dilution of 1:200 (under 10x lens).

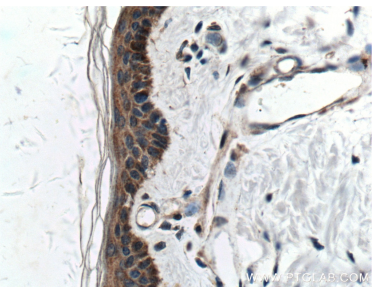

Immunohistochemical analysis of paraffin-embedded human skin tissue slide using 26918-1-AP (Integrin beta-1 Antibody) at dilution of 1:200 (under 40x lens).