

MYC-tag Monoclonal antibody

Catalog Number: 66004-1-Ig

56 Publications

Basic Information

Catalog Number:

66004-1-Ig

GenBank Accession Number:

GeneID (NCBI):

Full Name:

Purification Method:

Protein A purification

Size:

150ul , Concentration: 667 µg/ml by Bradford method using BSA as the standard;

Source:

Mouse

Isotype:

IgG1

CloneNo.:

2D11A8

Recommended Dilutions:

WB 1:2000-1:20000

IP 0.5-4.0 ug for IP and 1:2000-1:20000 for WB

IF 1:10-1:100

Applications

Tested Applications:

IF, IP, WB, ELISA

Cited Applications:

CoIP, IF, IP, WB

Species Specificity:

Recombinant protein

Cited Species:

human, rat, mouse

Positive Controls:

WB : Recombinant protein,

IP : Transfected HEK-293 cells,

IF : Transfected HEK-293 cells,

Background Information

Protein tags are protein or peptide sequences located either on the C- or N- terminal of the target protein, which facilitates one or several of the following characteristics: solubility, detection, purification, localization and expression. The Myc tag corresponds to amino acid residues(EQKLISEEDL) of the human c-Myc protein. It can be used for affinity chromatography, then used to separate recombinant, overexpressed protein from wild type protein expressed by the host organism. It can also be used in the isolation of protein complexes with multiple subunits. Myc-Tag mouse mAb detects recombinant proteins containing the Myc tag. The antibody recognizes the Myc-tag EQKLISEEDL fused to either the amino- or carboxy- terminus of targeted proteins.

Notable Publications

Author	Pubmed ID	Journal	Application
Zhangtao Jiang	27681138	J Virol	
Maolin Ge	28954889	J Immunol	WB
Jennifer J Schwarz	34526379	Life Sci Alliance	WB,IP

Storage

Storage:

Store at -20°C. Stable for one year after shipment.

Storage Buffer:

PBS with 0.02% sodium azide and 50% glycerol pH 7.3.

Aliquoting is unnecessary for -20°C storage

*** 20ul sizes contain 0.1% BSA

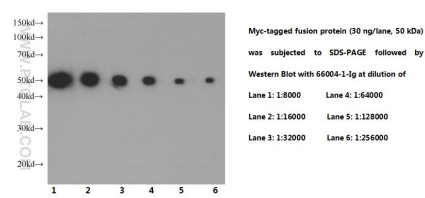
For technical support and original validation data for this product please contact:

T: 1 (888) 4PTGLAB (1-888-478-4522) (toll free in USA), or 1(312) 455-8498 (outside USA)

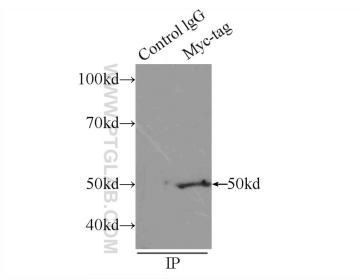
E: proteintech@ptglab.com
W: ptglab.com

This product is exclusively available under Proteintech Group brand and is not available to purchase from any other manufacturer.

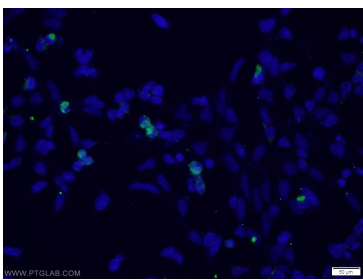
Selected Validation Data



Western Blot of Myc-tagged fusion protein with mouse anti-Myc tag monoclonal antibody (66004-1-Ig) at various dilutions incubated at room temperature for 1.5 hours.



IP Result of anti-MYC-tag (IP:66004-1-Ig, 3ug; Detection:66004-1-Ig 1:5000) with Transfected HEK-293 cells lysate 500ug.



Immunofluorescent analysis of Transfected HEK-293 cells using 66004-1-Ig (MYC-tag antibody) at dilution of 1:25 and Alexa Fluor 488-conjugated AffiniPure Goat Anti-Mouse IgG (H+L).