

IHC*easy* CYP17A1 Ready-To-Use IHC Kit

Catalog Number: **KHC1085**

General Information

Sample type:
FFPE tissue

Cited sample type:

Reactivity:
Human, Mouse

Cited Reactivity:

Assay type:
Immunohistochemistry

Primary antibody type:
Rabbit Polyclonal

Secondary antibody type:
Polymer-HRP-Goat anti-Rabbit

Kit Component

Component	Size	Concentration
Antigen Retrieval Buffer	100 mL	50×
Washing Buffer	100 mL × 2	20×
Blocking Buffer	5 mL	RTU
Primary Antibody	5 mL	RTU
Secondary Antibody	5 mL	RTU
Chromogen Component A	0.2 mL	RTU
Chromogen Component B	4 mL	RTU
Signal Enhancer	5 mL	RTU
Counter Staining Reagent	5 mL	RTU
Mounting Media	5 mL	RTU
Control Slide	1 slide (Optional)	FFPE
Datasheet	1 Copy	
Manual	1 Copy	

Storage Instructions

All the reagents are stored at 2-8°C. The kit is stable for 6 months from the date of receipt.

Background

The human cytochrome P450c17 enzyme is encoded by the CYP17A1 gene. It is the qualitative regulator of steroidogenesis in the human adrenals. In its absence, aldosterone is produced in the human adrenal zona glomerulosa. The CYP17A1 gene is expressed in the adrenal cortex and the gonads but not in the placenta. Although CYP17A1 has been shown to be a 50-kDa protein, the presence of a lower molecular mass (30 kDa) immunoreactive form in rat Leydig cells was previously shown and it is either a degradation product or a truncated form of the 50 kDa enzyme. Defects in CYP17A1 are the cause of adrenal hyperplasia type 5 (AH5) and CYP17A1 is an important target for inhibition in the treatment of prostate cancer.

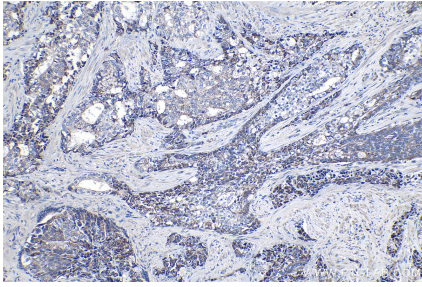
Synonyms

CPT7, CYP17, CYP17A1, CYPXVII, Cytochrome P450 17A1, Cytochrome P450 C17, Cytochrome P450c17, P450C17, S17AH, Steroid 17 alpha monooxygenase

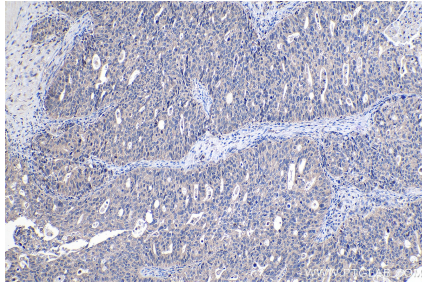
For technical support and original validation data for this product please contact:
T: 1 (888) 4PTGLAB (1-888-478-4522) (toll free in USA), or 1(312) 455-8498 (outside USA)
E: proteintech@ptglab.com
W: ptglab.com

This product is exclusively available under Proteintech Group brand and is not available to purchase from any other manufacturer.

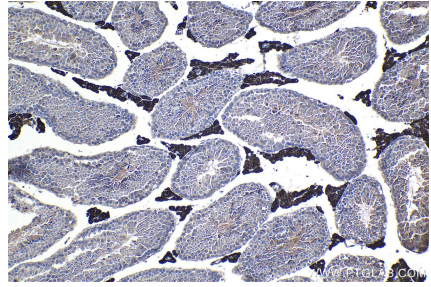
Selected Validation Data



Immunohistochemical analysis of paraffin-embedded human prostate hyperplasia tissue slide using KHC1085 (CYP17A1 IHC Kit).



Immunohistochemical analysis of paraffin-embedded human ovary tumor tissue slide using KHC1085 (CYP17A1 IHC Kit).



Immunohistochemical analysis of paraffin-embedded mouse testis tissue slide using KHC1085 (CYP17A1 IHC Kit).