

IHC*easy* Uteroglobin/SCGB1A1 Ready-To-Use IHC Kit

Catalog Number: **KHC1091**

General Information

Sample type:
FFPE tissue

Cited sample type:

Reactivity:
Human, Mouse, Rat

Cited Reactivity:

Assay type:
Immunohistochemistry

Primary antibody type:
Rabbit Polyclonal

Secondary antibody type:
Polymer-HRP-Goat anti-Rabbit

Kit Component

Component	Size	Concentration
Antigen Retrieval Buffer	100 mL	50×
Washing Buffer	100 mL ×2	20×
Blocking Buffer	5 mL	RTU
Primary Antibody	5 mL	RTU
Secondary Antibody	5 mL	RTU
Chromogen Component A	0.2 mL	RTU
Chromogen Component B	4 mL	RTU
Signal Enhancer	5 mL	RTU
Counter Staining Reagent	5 mL	RTU
Mounting Media	5 mL	RTU
Control Slide	1 slide (Optional)	FFPE
Datasheet	1 Copy	
Manual	1 Copy	

Storage Instructions

All the reagents are stored at 2-8°C. The kit is stable for 6 months from the date of receipt.

Background

Uteroglobin, also known as CC10, is a member of the secretoglobulin family of small secreted proteins. It is produced by the nonciliated, nonmucous, secretory epithelial clara cells of the pulmonary airways, was first identified in lung lavage by Singh and colleagues. It has been implicated in numerous functions including anti-inflammation, inhibition of phospholipase A2 and the sequestering of hydrophobic ligands. Defects in this gene are associated with a susceptibility to asthma.

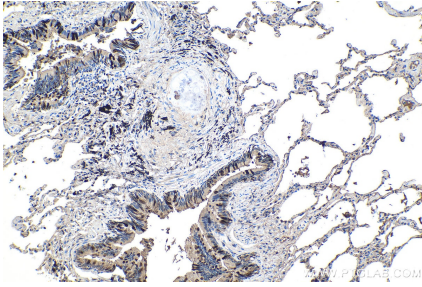
Synonyms

CC10, CC16, CCPBP, CCSP, SCGB1A1, UGB, UP 1, UP1, Urinary protein 1, Urine protein 1, Uteroglobin, Uteroglobin/CC10

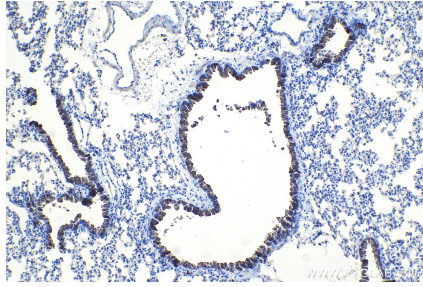
For technical support and original validation data for this product please contact:
T: 1 (888) 4PTGLAB (1-888-478-4522) (toll free in USA), or 1(312) 455-8498 (outside USA)
E: proteintech@ptglab.com
W: ptglab.com

This product is exclusively available under Proteintech Group brand and is not available to purchase from any other manufacturer.

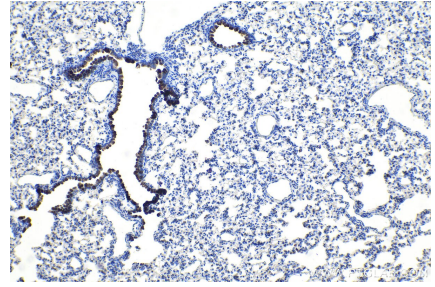
Selected Validation Data



Immunohistochemical analysis of paraffin-embedded human lung cancer tissue slide using KHC1091 (Uteroglobin/SCGB1A1 IHC Kit).



Immunohistochemical analysis of paraffin-embedded mouse lung tissue slide using KHC1091 (Uteroglobin/SCGB1A1 IHC Kit).



Immunohistochemical analysis of paraffin-embedded rat lung tissue slide using KHC1091 (Uteroglobin/SCGB1A1 IHC Kit).