

# IHC*easy* SCGB3A2 Ready-To-Use IHC Kit

Catalog Number: **KHC1092**

## General Information

**Sample type:**  
FFPE tissue

**Cited sample type:**

**Reactivity:**  
Human, Mouse, Rat

**Cited Reactivity:**

**Assay type:**  
Immunohistochemistry

**Primary antibody type:**  
Rabbit Polyclonal

**Secondary antibody type:**  
Polymer-HRP-Goat anti-Rabbit

## Kit Component

Component	Size	Concentration
Antigen Retrieval Buffer	100 mL	50×
Washing Buffer	100 mL ×2	20×
Blocking Buffer	5 mL	RTU
Primary Antibody	5 mL	RTU
Secondary Antibody	5 mL	RTU
Chromogen Component A	0.2 mL	RTU
Chromogen Component B	4 mL	RTU
Signal Enhancer	5 mL	RTU
Counter Staining Reagent	5 mL	RTU
Mounting Media	5 mL	RTU
Control Slide	1 slide (Optional)	FFPE
Datasheet	1 Copy	
Manual	1 Copy	

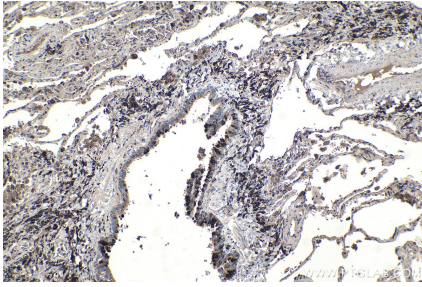
## Storage Instructions

All the reagents are stored at 2-8°C. The kit is stable for 6 months from the date of receipt.

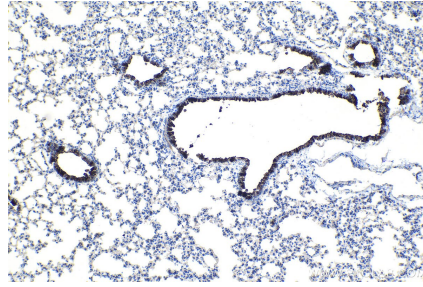
## Synonyms

LU103, Pneumo secretory protein 1, PnSP 1, PNSP1, SCGB3A2, UGRP1, Uteroglobin related protein 1

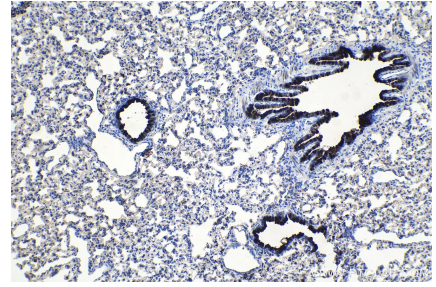
## Selected Validation Data



Immunohistochemical analysis of paraffin-embedded human lung tissue slide using KHC1092 (SCGB3A2 IHC Kit).



Immunohistochemical analysis of paraffin-embedded mouse lung tissue slide using KHC1092 (SCGB3A2 IHC Kit).



Immunohistochemical analysis of paraffin-embedded rat lung tissue slide using KHC1092 (SCGB3A2 IHC Kit).