

# IHC*easy* SRSF10 Ready-To-Use IHC Kit

Catalog Number: **KHC1475**

## General Information

**Sample type:**  
FFPE tissue

**Cited sample type:**

**Reactivity:**  
Human, Mouse, Rat

**Cited Reactivity:**

**Assay type:**  
Immunohistochemistry

**Primary antibody type:**  
Rabbit Polyclonal

**Secondary antibody type:**  
Polymer-HRP-Goat anti-Rabbit

## Kit Component

Component	Size	Concentration
Antigen Retrieval Buffer	100 mL	50×
Washing Buffer	100 mL ×2	20×
Blocking Buffer	5 mL	RTU
Primary Antibody	5 mL	RTU
Secondary Antibody	5 mL	RTU
Chromogen Component A	0.2 mL	RTU
Chromogen Component B	4 mL	RTU
Signal Enhancer	5 mL	RTU
Counter Staining Reagent	5 mL	RTU
Mounting Media	5 mL	RTU
Control Slide	1 slide (Optional)	FFPE
Datasheet	1 Copy	
Manual	1 Copy	

## Storage Instructions

All the reagents are stored at 2-8°C. The kit is stable for 6 months from the date of receipt.

## Background

FUSIP1, also named as SRSF10, SRp40, SRp38, FUSIP2, SFRS13A, or TASR, is a 262 amino acid protein, which belongs to the splicing factor SR family. FUSIP1 as a Splicing factor that in its dephosphorylated form acts as a general repressor of pre-mRNA splicing. FUSIP1 is required for splicing repression in M-phase cells and after heat shock and also acts as a splicing factor that specifically promotes exon skipping during alternative splicing. FUSIP1 Interacting with YTHDC1, a RNA-binding protein that recognizes and binds N6-methyladenosine (m6A)-containing RNAs, prevents SRSF10 from binding to its mRNA-binding sites close to m6A-containing regions, leading to inhibit exon skipping during alternative splicing.

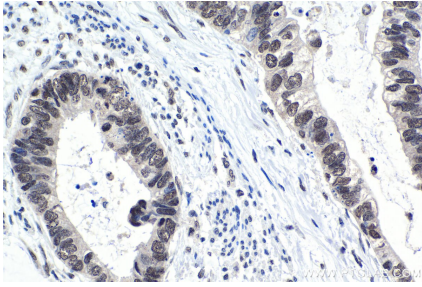
## Synonyms

40 kDa SR repressor protein, FUSIP1, FUSIP2, NSSR, SFRS13, SFRS13A, Splicing factor SRp38, SRp38, SRp40, SRSF10, TASR, TASR1, TASR2, TLS associated SR protein

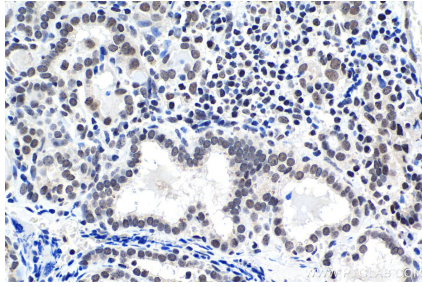
For technical support and original validation data for this product please contact:  
T: 1 (888) 4PTGLAB (1-888-478-4522) (toll free in USA), or 1(312) 455-8498 (outside USA)  
E: [proteintech@ptglab.com](mailto:proteintech@ptglab.com)  
W: [ptglab.com](http://ptglab.com)

This product is exclusively available under Proteintech Group brand and is not available to purchase from any other manufacturer.

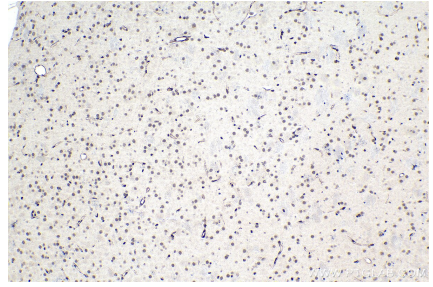
## Selected Validation Data



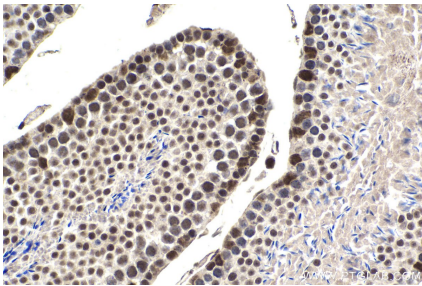
Immunohistochemical analysis of paraffin-embedded human urothelial carcinoma tissue slide using KHC1475 (SRSF10 IHC Kit).



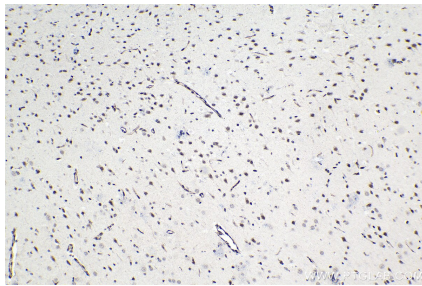
Immunohistochemical analysis of paraffin-embedded human thyroid cancer tissue slide using KHC1475 (SRSF10 IHC Kit).



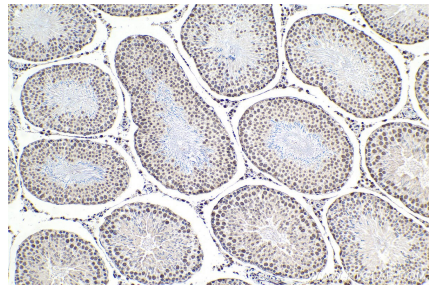
Immunohistochemical analysis of paraffin-embedded mouse brain tissue slide using KHC1475 (SRSF10 IHC Kit).



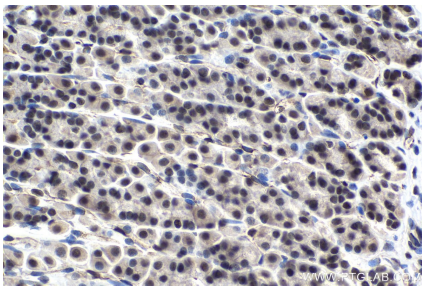
Immunohistochemical analysis of paraffin-embedded mouse testis tissue slide using KHC1475 (SRSF10 IHC Kit).



Immunohistochemical analysis of paraffin-embedded rat brain tissue slide using KHC1475 (SRSF10 IHC Kit).



Immunohistochemical analysis of paraffin-embedded rat testis tissue slide using KHC1475 (SRSF10 IHC Kit).



Immunohistochemical analysis of paraffin-embedded rat stomach tissue slide using KHC1475 (SRSF10 IHC Kit).