

IHCeasy RNF4 Ready-To-Use IHC Kit

Catalog Number: **KHC1652**

General Information

Sample type:
FFPE tissue

Cited sample type:

Reactivity:
Human, Mouse, Rat

Cited Reactivity:

Assay type:
Immunohistochemistry

Primary antibody type:
Rabbit Polyclonal

Secondary antibody type:
Polymer-HRP-Goat anti-Rabbit

Kit Component

Component	Size	Concentration
Antigen Retrieval Buffer	100 mL	50×
Washing Buffer	100 mL × 2	20×
Blocking Buffer	5 mL	RTU
Primary Antibody	5 mL	RTU
Secondary Antibody	5 mL	RTU
Chromogen Component A	0.2 mL	RTU
Chromogen Component B	4 mL	RTU
Signal Enhancer	5 mL	RTU
Counter Staining Reagent	5 mL	RTU
Mounting Media	5 mL	RTU
Control Slide	1 slide (Optional)	FFPE
Datasheet	1 Copy	
Manual	1 Copy	

Storage Instructions

All the reagents are stored at 2-8°C. The kit is stable for 6 months from the date of receipt.

Background

RNF4 is a E3 ubiquitin-protein ligase that binds polysumoylated chains covalently attached to proteins and mediates 'Lys-6', 'Lys-11', 'Lys-48' and 'Lys-63'-linked polyubiquitination of those substrates and their subsequent targeting to the proteasome for degradation. It regulates the degradation of several proteins including PML and PEA3. It also participates in chromosome alignment and spindle assembly, and regulates the kinetochore CENPH-CENPI-CENPK complex by targeting polysumoylated CENPI to proteasomal degradation. In addition, RNF4 can regulate the cellular responses to hypoxia and heat shock through degradation of respectively EPAS1 and PARP1. Alternatively, it may also bind DNA/nucleosomes and have a more direct role in the regulation of transcription for instance enhancing basal transcription and steroid receptor-mediated transcriptional activation.

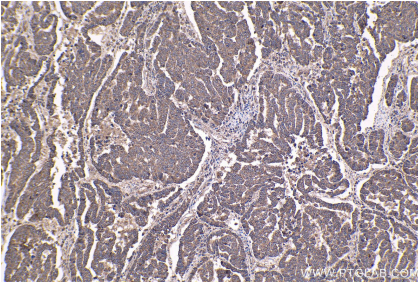
Synonyms

E3 ubiquitin ligase RNF4, Protein SNURF, RES4 26, ring finger protein 4, RNF4, SNURF

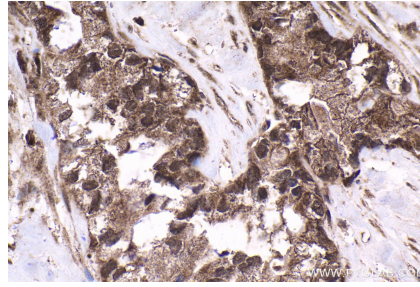
For technical support and original validation data for this product please contact:
T: 1 (888) 4PTGLAB (1-888-478-4522) (toll free in USA), or 1(312) 455-8498 (outside USA)
E: proteintech@ptglab.com
W: ptglab.com

This product is exclusively available under Proteintech Group brand and is not available to purchase from any other manufacturer.

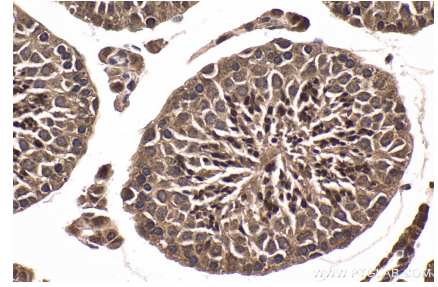
Selected Validation Data



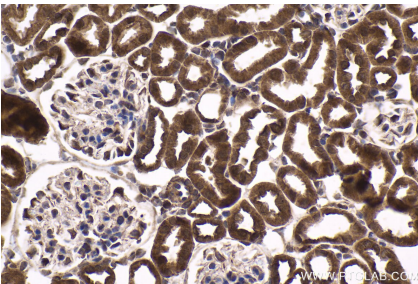
Immunohistochemical analysis of paraffin-embedded human ovary tumor tissue slide using KHC1652 (RNF4 IHC Kit).



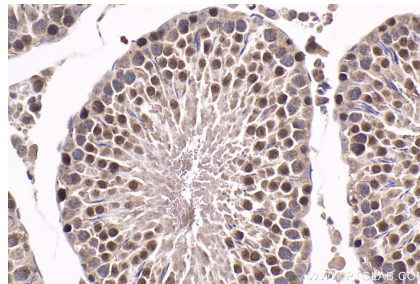
Immunohistochemical analysis of paraffin-embedded human pancreas cancer tissue slide using KHC1652 (RNF4 IHC Kit).



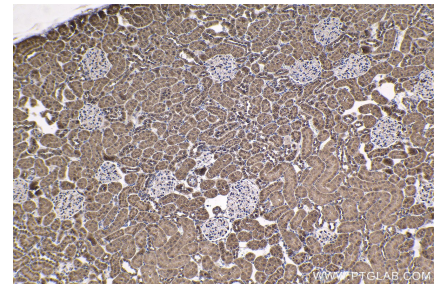
Immunohistochemical analysis of paraffin-embedded mouse testis tissue slide using KHC1652 (RNF4 IHC Kit).



Immunohistochemical analysis of paraffin-embedded mouse kidney tissue slide using KHC1652 (RNF4 IHC Kit).



Immunohistochemical analysis of paraffin-embedded rat testis tissue slide using KHC1652 (RNF4 IHC Kit).



Immunohistochemical analysis of paraffin-embedded rat kidney tissue slide using KHC1652 (RNF4 IHC Kit).