

# IHC*easy* VPS72 Ready-To-Use IHC Kit

Catalog Number: **KHC1756**

## General Information

**Sample type:**  
FFPE tissue

**Cited sample type:**

**Reactivity:**  
Human, Mouse, Rat

**Cited Reactivity:**

**Assay type:**  
Immunohistochemistry

**Primary antibody type:**  
Rabbit Polyclonal

**Secondary antibody type:**  
Polymer-HRP-Goat anti-Rabbit

## Kit Component

Component	Size	Concentration
Antigen Retrieval Buffer	100 mL	50×
Washing Buffer	100 mL ×2	20×
Blocking Buffer	5 mL	RTU
Primary Antibody	5 mL	RTU
Secondary Antibody	5 mL	RTU
Chromogen Component A	0.2 mL	RTU
Chromogen Component B	4 mL	RTU
Signal Enhancer	5 mL	RTU
Counter Staining Reagent	5 mL	RTU
Mounting Media	5 mL	RTU
Control Slide	1 slide (Optional)	FFPE
Datasheet	1 Copy	
Manual	1 Copy	

## Storage Instructions

All the reagents are stored at 2-8°C. The kit is stable for 6 months from the date of receipt.

## Background

The mammalian TRRAP/TIP60-containing histone acetyltransferase (HAT) complex, which exists in *Drosophila melanogaster* and mammalian cells, is a complex that is responsible for various cellular processes, including DNA repair, transcriptional activation and apoptosis. Vacuolar protein sorting-associated protein 72 homolog (VPS72), also known as VPS72 or Transcription factor-like 1, is a 364 amino acid subunit of the TRRAP/TIP60 HAT complex. VPS72 has also been identified as a subunit of a novel complex containing SNF2-related helicase SRCAP (SWI2/SNF2-related CBP activator protein). This SRCAP-containing complex is very similar to the *S. cerevisiae* SWR1 chromatin remodeling complex. The involvement of VPS72 in these complexes has suggested that VPS72 plays multiple roles in chromatin modification and remodeling in cells. VPS72 localizes to the nucleus and is phosphorylated upon DNA damage, most likely by ATM or ATR.

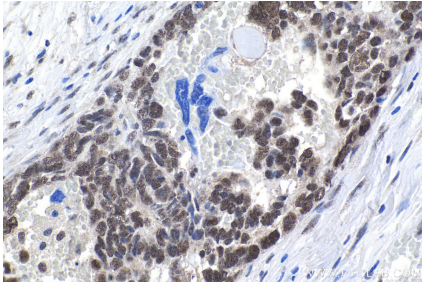
## Synonyms

CFL1, Protein YL 1, Swc2, TCFL1, Transcription factor like 1, VPS72, YL 1, YL1

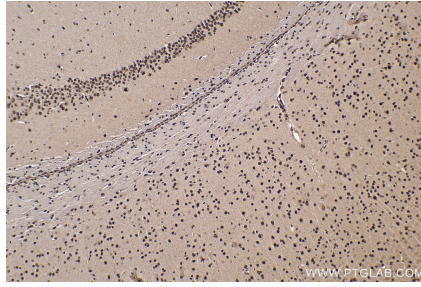
For technical support and original validation data for this product please contact:  
T: 1 (888) 4PTGLAB (1-888-478-4522) (toll free in USA), or 1(312) 455-8498 (outside USA)  
E: [proteintech@ptglab.com](mailto:proteintech@ptglab.com)  
W: [ptglab.com](http://ptglab.com)

This product is exclusively available under Proteintech Group brand and is not available to purchase from any other manufacturer.

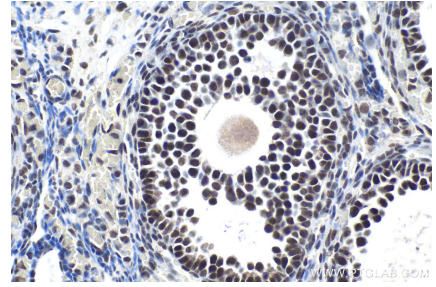
## Selected Validation Data



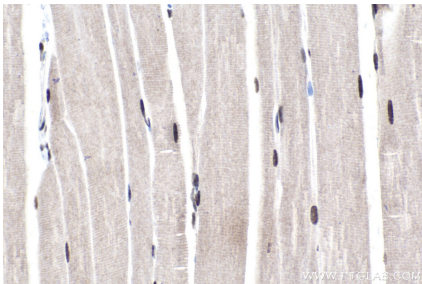
Immunohistochemical analysis of paraffin-embedded human ovary tumor tissue slide using KHC1756 (VPS72 IHC Kit).



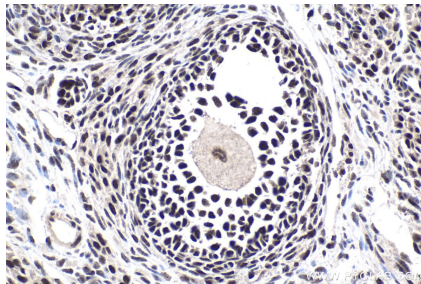
Immunohistochemical analysis of paraffin-embedded mouse brain tissue slide using KHC1756 (VPS72 IHC Kit).



Immunohistochemical analysis of paraffin-embedded mouse ovary tissue slide using KHC1756 (VPS72 IHC Kit).



Immunohistochemical analysis of paraffin-embedded mouse skeletal muscle tissue slide using KHC1756 (VPS72 IHC Kit).



Immunohistochemical analysis of paraffin-embedded rat ovary tissue slide using KHC1756 (VPS72 IHC Kit).