

# IHC*easy* ZBTB33 Ready-To-Use IHC Kit

Catalog Number: **KHC1805**

## General Information

**Sample type:**  
FFPE tissue

**Cited sample type:**

**Reactivity:**  
Human, Mouse, Rat

**Cited Reactivity:**

**Assay type:**  
Immunohistochemistry

**Primary antibody type:**  
Rabbit Polyclonal

**Secondary antibody type:**  
Polymer-HRP-Goat anti-Rabbit

## Kit Component

Component	Size	Concentration
Antigen Retrieval Buffer	100 mL	50×
Washing Buffer	100 mL ×2	20×
Blocking Buffer	5 mL	RTU
Primary Antibody	5 mL	RTU
Secondary Antibody	5 mL	RTU
Chromogen Component A	0.2 mL	RTU
Chromogen Component B	4 mL	RTU
Signal Enhancer	5 mL	RTU
Counter Staining Reagent	5 mL	RTU
Mounting Media	5 mL	RTU
Control Slide	1 slide (Optional)	FFPE
Datasheet	1 Copy	
Manual	1 Copy	

## Storage Instructions

All the reagents are stored at 2-8°C. The kit is stable for 6 months from the date of receipt.

## Background

ZBTB33, also named as Transcriptional regulator Kaiso, is a 672 amino acid protein, which localizes in nucleus and cytoplasm. ZBTB33 as a transcriptional regulator with bimodal DNA-binding specificity binds to methylated CpG dinucleotides in the consensus sequence 5'-CGCG-3' and non-methylated consensus sequence 5'-CTGCNA-3' also known as the consensus kaiso binding site (KBS). ZBTB33 recruits the N-CoR repressor complex to promote histone deacetylation and the formation of repressive chromatin structures in target gene promoters and may contribute to the repression of target genes of the Wnt signaling pathway.

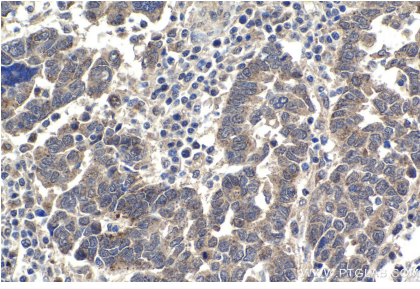
## Synonyms

KAISO, ZBTB33, ZNF kaiso, ZNF348

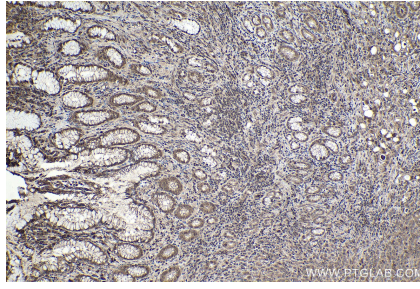
For technical support and original validation data for this product please contact:  
T: 1 (888) 4PTGLAB (1-888-478-4522) (toll free in USA), or 1(312) 455-8498 (outside USA)  
E: [proteintech@ptglab.com](mailto:proteintech@ptglab.com)  
W: [ptglab.com](http://ptglab.com)

This product is exclusively available under Proteintech Group brand and is not available to purchase from any other manufacturer.

## Selected Validation Data



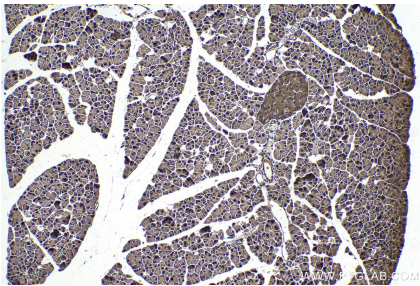
Immunohistochemical analysis of paraffin-embedded human ovary tumor tissue slide using KHC1805 (ZBTB33 IHC Kit).



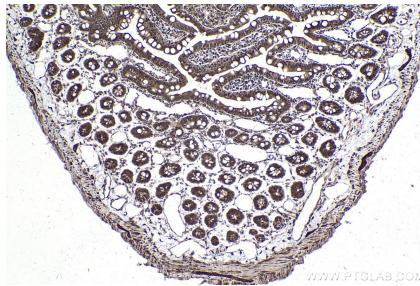
Immunohistochemical analysis of paraffin-embedded human stomach cancer tissue slide using KHC1805 (ZBTB33 IHC Kit).



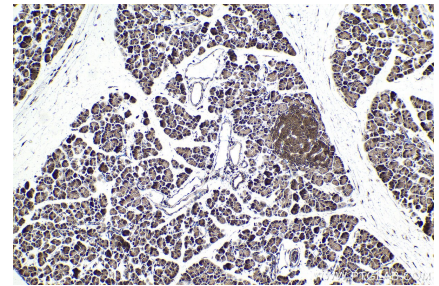
Immunohistochemical analysis of paraffin-embedded mouse small intestine tissue slide using KHC1805 (ZBTB33 IHC Kit).



Immunohistochemical analysis of paraffin-embedded mouse pancreas tissue slide using KHC1805 (ZBTB33 IHC Kit).



Immunohistochemical analysis of paraffin-embedded rat small intestine tissue slide using KHC1805 (ZBTB33 IHC Kit).



Immunohistochemical analysis of paraffin-embedded rat pancreas tissue slide using KHC1805 (ZBTB33 IHC Kit).