

IHC*easy* ZNF101 Ready-To-Use IHC Kit

Catalog Number: **KHC1826**

General Information

Sample type:
FFPE tissue
Cited sample type:
Reactivity:
Human, Mouse
Cited Reactivity:

Assay type:
Immunohistochemistry
Primary antibody type:
Rabbit Polyclonal
Secondary antibody type:
Polymer-HRP-Goat anti-Rabbit

Kit Component

| Component | Size | Concentration |
|--------------------------|--------------------|---------------|
| Antigen Retrieval Buffer | 100 mL | 50× |
| Washing Buffer | 100 mL ×2 | 20× |
| Blocking Buffer | 5 mL | RTU |
| Primary Antibody | 5 mL | RTU |
| Secondary Antibody | 5 mL | RTU |
| Chromogen Component A | 0.2 mL | RTU |
| Chromogen Component B | 4 mL | RTU |
| Signal Enhancer | 5 mL | RTU |
| Counter Staining Reagent | 5 mL | RTU |
| Mounting Media | 5 mL | RTU |
| Control Slide | 1 slide (Optional) | FFPE |
| Datasheet | 1 Copy | |
| Manual | 1 Copy | |

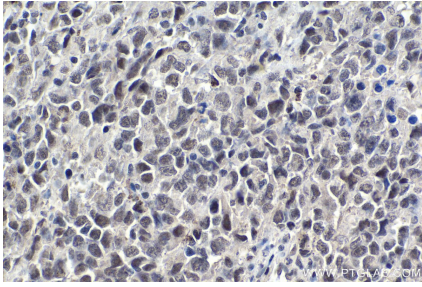
Storage Instructions

All the reagents are stored at 2-8°C. The kit is stable for 6 months from the date of receipt.

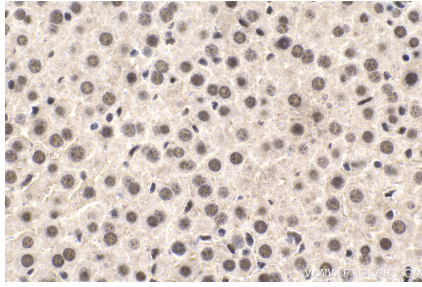
Synonyms

HZF12, zinc finger protein 101, Zinc finger protein HZF12, ZNF101

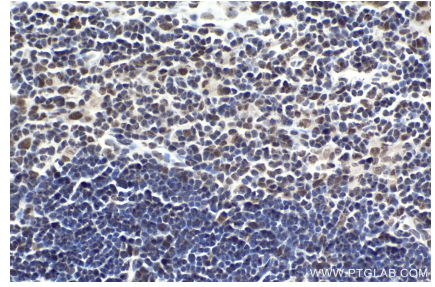
Selected Validation Data



Immunohistochemical analysis of paraffin-embedded human malignant melanoma tissue slide using KHC1826 (ZNF101 IHC Kit).



Immunohistochemical analysis of paraffin-embedded mouse liver tissue slide using KHC1826 (ZNF101 IHC Kit).



Immunohistochemical analysis of paraffin-embedded mouse thymus tissue slide using KHC1826 (ZNF101 IHC Kit).