

For Research Use Only

DPP4/CD26 Polyclonal antibody



Catalog Number: 10940-1-AP

Featured Product

8 Publications

Basic Information

Catalog Number:

10940-1-AP

Size:

150UL, Concentration: 133 µg/ml by Bradford method using BSA as the standard;

Source:

Rabbit

Isotype:

IgG

Immunogen Catalog Number:

AG1380

GenBank Accession Number:

BC013329

GeneID (NCBI):

1803

Full Name:

dipeptidyl-peptidase 4

Calculated MW:

88 kDa

Observed MW:

55-60 kDa

Purification Method:

Antigen affinity purification

Recommended Dilutions:

WB 1:500-1:1000

IHC 1:20-1:200

IF 1:10-1:100

Applications

Tested Applications:

IF, IHC, WB, ELISA

Cited Applications:

IF, IHC, WB

Species Specificity:

human, hamster

Cited Species:

human, rat

Note-IHC: suggested antigen retrieval with TE buffer pH 9.0; (*) Alternatively, antigen retrieval may be performed with citrate buffer pH 6.0

Positive Controls:

WB: PC-3 cells,

IHC: human prostate cancer tissue,

IF: PC-3 cells,

Background Information

DPP4 (also known as CD26) is a serine exopeptidase that cleaves X-proline dipeptides from the N terminus of polypeptides. It is an intrinsic membrane glycoprotein anchored into the cell membrane by its N-terminal end. High levels of the enzyme are found in the brush-border membranes of the kidney proximal tubule and of the small intestine, but several other tissues also express the enzyme. The enzyme is present in the fetal colon but disappears at birth. It is ectopically expressed in some human colon adenocarcinomas and human colon cancer cell lines (PMID:1977364). The dimeric 150- 220 kDa DPPIV has been reported to be active and accessible to DFP labeling, but the 110 kDa monomeric DPPIV is not (PMID:9065413). Sometimes traces of the 290 kDa active dimeric form of DPP IV as well as a 55-60 kDa protein appeared in the immunopurified DPP IV preparation. N-terminal amino acid sequence analysis revealed that the 55-60 kDa protein represents a fragment of DPP IV starting at amino acid 28. (PMID:9654125).

Notable Publications

Author	Pubmed ID	Journal	Application
Hongping Zhou	29201174	Exp Ther Med	IHC
Jackson Edwin K EK	22802229	Hypertension	WB
Yao Xiao	31184122	J Agric Food Chem	IF

Storage

Storage:

Store at -20°C. Stable for one year after shipment.

Storage Buffer:

PBS with 0.02% sodium azide and 50% glycerol pH 7.3.

Aliquoting is unnecessary for -20°C storage

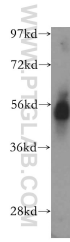
For technical support and original validation data for this product please contact:

T: 1 (888) 4PTGLAB (1-888-478-4522) (toll free in USA), or 1(312) 455-8498 (outside USA)

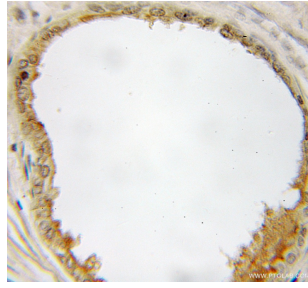
E: proteintech@ptglab.com
W: ptglab.com

This product is exclusively available under Proteintech Group brand and is not available to purchase from any other manufacturer.

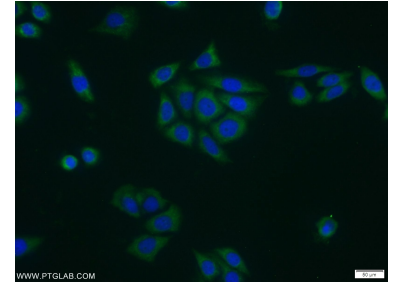
Selected Validation Data



PC-3 cells were subjected to SDS PAGE followed by western blot with 10940-1-AP (DPP4 antibody) at dilution of 1:500 incubated at room temperature for 1.5 hours.



Immunohistochemical analysis of paraffin-embedded human prostate cancer using 10940-1-AP (DPP4 antibody) at dilution of 1:100 (under 10x lens).



Immunofluorescent analysis of PC-3 cells using 10940-1-AP (DPP4 antibody) at dilution of 1:25 and Alexa Fluor 488-conjugated AffiniPure Goat Anti-Rabbit IgG(H+L).