

For Research Use Only

MRPS22 Polyclonal ANTIBODY



Catalog Number: 10984-1-AP **17 Publications**

Basic Information

Catalog Number:

10984-1-AP

Size:

150UL, Concentration: 207 µg/ml by Bradford method using BSA as the standard;

Source:

Rabbit

Isotype:

IgG

Immunogen Catalog Number:

AG1421

GenBank Accession Number:

BC009296

GeneID (NCBI):

56945

Full Name:

mitochondrial ribosomal protein S22

Calculated MW:

41 kDa

Observed MW:

38 kDa

Purification Method:

Antigen affinity purification

Recommended Dilutions:

WB 1:200-1:1000

IP 0.5-4.0 µg for IP and 1:200-1:1000

for WB

IHC 1:20-1:200

Applications

Tested Applications:

IHC, IP, WB, ELISA

Cited Applications:

WB

Species Specificity:

human, mouse, rat

Cited Species:

human, mouse

Note-IHC: suggested antigen retrieval with TE buffer pH 9.0; (*) Alternatively, antigen retrieval may be performed with citrate buffer pH 6.0

Positive Controls:

WB: Jurkat cells, rat spleen tissue, mouse liver tissue, mouse spleen tissue

IP: Jurkat cells,

IHC: human breast cancer tissue,

Background Information

MRPS22, also named as C3orf5, RPMS22 and S22mt, is a component of the mitochondrial ribosome small subunit (28S) which comprises a 12S rRNA and about 30 distinct proteins. Defects in MRPS22 are the cause of combined oxidative phosphorylation deficiency type 5 (COXPD5). MRPS22 is a 360-amino-acid protein that has been found in a limited number of species, having no ortholog in fungi or prokaryotes. The exact location of MRPS22 in the three dimensional structure of the ribosome and its exact function are currently unknown. Recently, a MRPS22 defect was shown to strongly hamper assembly of the small ribosomal subunit, whereas assembly of the large subunit and part of the small subunit were only mildly affected.(PMID:21189481)

Notable Publications

Author	Pubmed ID	Journal	Application
Joachim M Gerhold	26478270	Sci Rep	WB
Olga Zurita Rendón	24838397	Hum Mol Genet	WB
Anlu Chen	29566152	Hum Mol Genet	WB

Storage

Storage:

Store at -20°C. Stable for one year after shipment.

Storage Buffer:

PBS with 0.1% sodium azide and 50% glycerol pH 7.3.

Aliquoting is unnecessary for -20°C storage

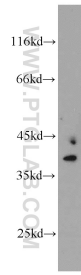
For technical support and original validation data for this product please contact:

T: 1 (888) 4PTGLAB (1-888-478-4522) (toll free in USA), or 1(312) 455-8498 (outside USA)

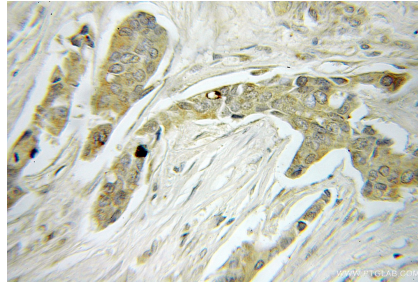
E: proteintech@ptglab.com
W: ptglab.com

This product is exclusively available under Proteintech Group brand and is not available to purchase from any other manufacturer.

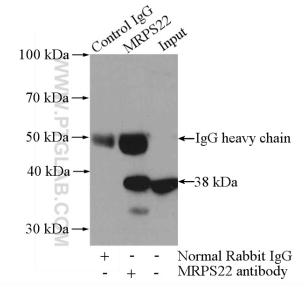
Selected Validation Data



Jurkat cells were subjected to SDS PAGE followed by western blot with 10984-1-AP (MRPS22 antibody) at dilution of 1:300 incubated at room temperature for 1.5 hours.



Immunohistochemical analysis of paraffin-embedded human breast cancer using 10984-1-AP (MRPS22 antibody) at dilution of 1:50 (under 10x lens).



IP Result of anti-MRPS22 (IP:10984-1-AP, 4ug; Detection:10984-1-AP 1:300) with Jurkat cells lysate 2400ug.