

For Research Use Only

human IgM Polyclonal antibody



Catalog Number: 11016-1-AP

1 Publications

Basic Information

Catalog Number:

11016-1-AP

Size:

150ul , Concentration: 500 µg/ml by Nanodrop and 267 µg/ml by Bradford method using BSA as the standard;

Source:

Rabbit

Isotype:

IgG

Immunogen Catalog Number:

AG1459

GenBank Accession Number:

BC009851

GeneID (NCBI):

3507

Full Name:

immunoglobulin heavy constant mu

Calculated MW:

69 kDa

Observed MW:

75 kDa

Purification Method:

Antigen affinity purification

Recommended Dilutions:

WB 1:500-1:5000

IHC 1:50-1:500

Applications

Tested Applications:

IHC, WB, ELISA

Cited Applications:

WB

Species Specificity:

human

Cited Species:

human

Note-IHC: suggested antigen retrieval with TE buffer pH 9.0; (*) Alternatively, antigen retrieval may be performed with citrate buffer pH 6.0

Positive Controls:

WB : human plasma tissue,

IHC : human tonsillitis tissue,

Background Information

This antibody detects the heavy chain of human IgM (~75 kDa).

Notable Publications

Author	Pubmed ID	Journal	Application
Rong-Rong Zong	34411762	J Proteomics	WB

Storage

Storage:

Store at -20°C. Stable for one year after shipment.

Storage Buffer:

PBS with 0.02% sodium azide and 50% glycerol pH 7.3.

Aliquoting is unnecessary for -20°C storage


For technical support and original validation data for this product please contact:

T: 1 (888) 4PTGLAB (1-888-478-4522) (toll free in USA), or 1(312) 455-8498 (outside USA)

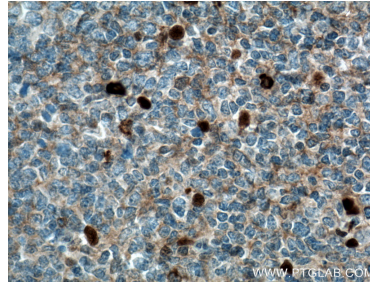
E: proteintech@ptglab.com
W: ptglab.com

This product is exclusively available under Proteintech Group brand and is not available to purchase from any other manufacturer.


Selected Validation Data



Immunohistochemical analysis of paraffin-embedded human tonsillitis tissue slide using 11016-1-AP (IGHM antibody) at dilution of 1:200 (under 10x lens. Heat mediated antigen retrieval with Tris-EDTA buffer (pH 9.0).



Immunohistochemical analysis of paraffin-embedded human tonsillitis tissue slide using 11016-1-AP (IGHM antibody) at dilution of 1:200 (under 40x lens. Heat mediated antigen retrieval with Tris-EDTA buffer (pH 9.0).



human plasma were subjected to SDS PAGE followed by western blot with 11016-1-AP (IGHM Antibody) at dilution of 1:1000 incubated at room temperature for 1.5 hours.