

For Research Use Only

ARHGEF18 Polyclonal antibody

Catalog Number: 11243-1-AP



Basic Information

Catalog Number: 11243-1-AP	GenBank Accession Number: BC014994	Purification Method: Antigen affinity purification
Size: 150ul , Concentration: 400 µg/ml by Nanodrop and 247 µg/ml by Bradford method using BSA as the standard;	GeneID (NCBI): 23370	Recommended Dilutions: WB 1:200-1:1000 IHC 1:50-1:500
Source: Rabbit	Full Name: rho/rac guanine nucleotide exchange factor (GEF) 18	
Isotype: IgG	Calculated MW: 131 kDa	
Immunogen Catalog Number: AG1749	Observed MW: 120-130 kDa	

Applications

Tested Applications: IHC, WB, ELISA	Positive Controls:
Species Specificity: human, mouse	WB : mouse testis tissue,
Note-IHC: suggested antigen retrieval with TE buffer pH 9.0; (*) Alternatively, antigen retrieval may be performed with citrate buffer pH 6.0	IHC : mouse kidney tissue, human kidney tissue, human prostate cancer tissue

Background Information

Storage

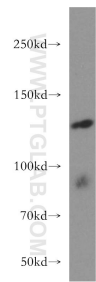
Storage:
Store at -20°C. Stable for one year after shipment.
Storage Buffer:
PBS with 0.02% sodium azide and 50% glycerol pH 7.3.
Aliquoting is unnecessary for -20°C storage

*** 20ul sizes contain 0.1% BSA

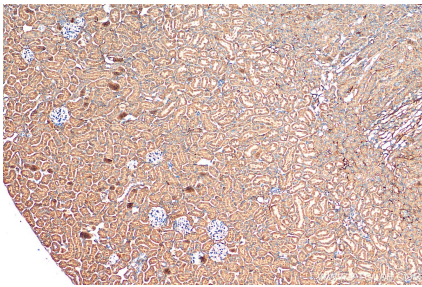
For technical support and original validation data for this product please contact:
T: 1 (888) 4PTGLAB (1-888-478-4522) (toll free in USA), or 1(312) 455-8498 (outside USA)
E: proteintech@ptglab.com
W: ptglab.com

This product is exclusively available under Proteintech Group brand and is not available to purchase from any other manufacturer.

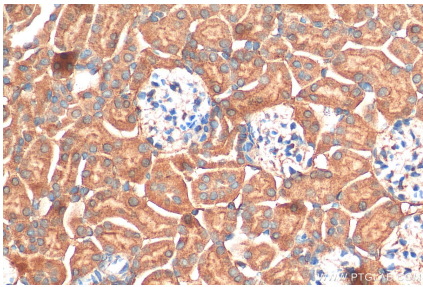
Selected Validation Data



mouse testis tissue were subjected to SDS PAGE followed by western blot with 11243-1-AP (ARHGEF18 antibody) at dilution of 1:300 incubated at room temperature for 1.5 hours.



Immunohistochemical analysis of paraffin-embedded mouse kidney tissue slide using 11243-1-AP (ARHGEF18 antibody) at dilution of 1:200 (under 10x lens). Heat mediated antigen retrieval with Tris-EDTA buffer (pH 9.0).



Immunohistochemical analysis of paraffin-embedded mouse kidney tissue slide using 11243-1-AP (ARHGEF18 antibody) at dilution of 1:200 (under 40x lens). Heat mediated antigen retrieval with Tris-EDTA buffer (pH 9.0).